



## Thermo Scientific Forma<sup>®</sup> Direct Heat CO<sub>2</sub> Incubators

Reliable performance and  
superior value



# Thermo Scientific Forma Direct Heat CO<sub>2</sub> Incubators – High performance and low maintenance

**Thermo Scientific Forma Direct Heat CO<sub>2</sub> Incubators combine high capacity and dependable performance in an easy to use design, for researchers who prefer the convenience of direct heat temperature control technology.**

- **High capacity chamber for maximum culturing space** – We provide a 6.5 cu. ft. (184.1 liters) interior volume and include heavy-duty stainless steel shelves to support a full product load.
- **Adaptable to your needs** – The ideal solution for basic cell culture incubation, the flexible Direct Heat Incubator can be configured with your choice of either TC (thermal conductivity) or IR (infrared) CO<sub>2</sub> gas sensors, and a variety of useful process and contamination control options, to meet your specific requirements.
- **Easy configuration and use** – Quality construction, proven reliability and convenience, our direct heat CO<sub>2</sub> incubators are designed for simple operation and fast and easy cleaning.

Thermo Scientific Forma Direct Heat Incubators are readily stackable to preserve floor space (hardware included).



### Precise direct heat temperature control

Lighter in weight and more mobile than traditional water jacketed designs, our proven direct heat technology provides the excellent temperature uniformity and recovery characteristics you depend on. With high performance heating elements and advanced insulation surrounding the culture chamber, accurate temperature control is assured.

### Designed for easy cleaning

- Polished stainless steel interior with coved corners is easy to clean.
- Sturdy stainless steel shelves and supports are designed to support a full product load, and can be readily removed without tools for easy cleaning or adjustment.
- Microbiological filters are provided on gas inlet and sample ports and are readily accessible for simplified routine replacement.

- Inner door gasket is removable and cleanable, and adjusts continually to ensure a tight seal.

### Contamination Control Options

#### 100% HEPA filtered air

An optional, patented, in-chamber HEPA Filter Airflow System continuously filters the entire chamber volume of air every 60 seconds to prevent surface contamination and product loss.

The HEPA filtration system removes airborne contaminants which may enter the incubator upon routine door openings, and are the primary source of contamination in most cell culture lab settings.

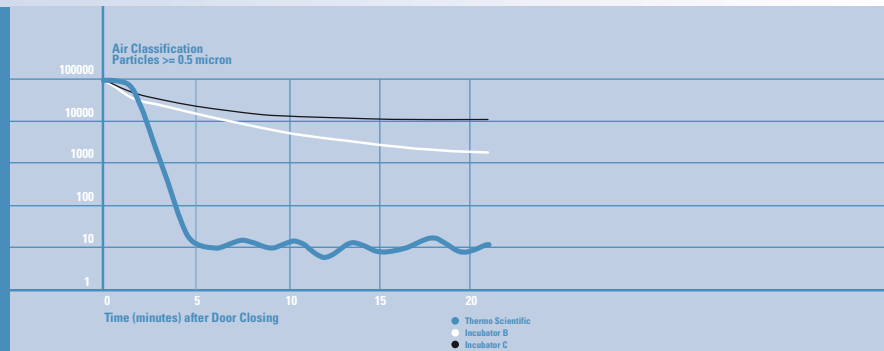
#### HEPA<sup>2®</sup> VOC filtration

An optional built-in VOC filtration system is available to compliment the HEPA system, by removing volatile organic vapors which could cause risk to sensitive cultures. Its molecular sieve technology captures potentially toxic chemicals commonly found in products such as lab solvents, cleaning agents and plastics, which may find their way into the incubator.

#### Solid Copper Components

Known for its ability to effectively prevent bacterial and fungal growth on contact, an available solid copper interior component kit may be incorporated to provide passive surface contamination protection.

Particulate count reduction in a Steri-Cycle with Class 100 HEPA filtration versus competitive units with non-rated HEPA filtration systems



Sturdy stainless steel shelves and supports can be removed without tools for easy cleaning or adjustment



# Thermo Scientific Enviro-Scan® Microprocessor Message Center

## Easy configuration and use

Slide-out front drawer provides convenient access to electronic components for maintenance.

- Standard remote alarm contacts (NO, NC, COM) and optional RS-485, 0-1V, 0-5V, and 4-20 milliamp data outputs permit connection to an alarm/monitoring system to meet internal and regulatory requirements.
- Flexible, intuitive controls ensuring ease of use.

**Setpoint** – Set temp, overtemp, CO<sub>2</sub>

**Run** – Class 100 timing reminder appears after door is closed for five minutes, message changes to describe alarm conditions

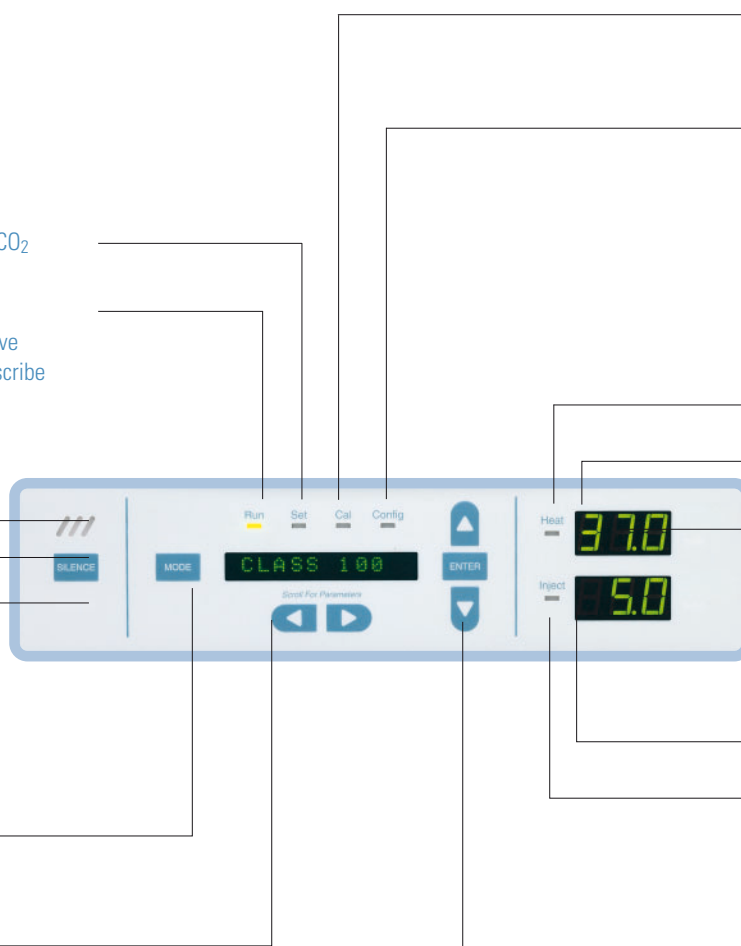
**Audible/Visual Alarm**

**Alarm Silence**

**Optional Built-In Gas Guard System**

**Mode Select**

**Scroll for Program Parameters**



**Calibration** – Calibrate temp, CO<sub>2</sub>, RH (optional)

**System Configuration** – Configure audible on/off, access code, HEPA filter change reminder, remote alarm contacts, tracking low temp and high and low CO<sub>2</sub> alarms, and the following options: automatic tank selector, RS-485 interface, and display temp/RH (selectable)

**Heater On Indicator**

**Temperature Display**



**RH Display**

**CO<sub>2</sub> Display**

**CO<sub>2</sub> Inject Indicator**

**Programming Buttons**


## Thermo Scientific Direct Heat CO<sub>2</sub> Incubators

Description	Cat. No.
<b>RH Display</b>	
Humidity (RH) Display <sup>1</sup> , readable in 1% increments, includes low RH programmable alarm (alerts you of the need to add water to humidity pan), factory installed	190643
<b>Chamber and Shelf Components</b>	
Independent Inner Glass Door Kit (eight doors with latches), mounts inside heated inner glass door, is removable and can be autoclaved	190650
<i>Solid Copper Components</i>	
Copper Shelf Kit	190879
Copper Humidity Pan	237020
Copper Ductwork <sup>2</sup> ; includes shelf supports, top duct, shelf channels, four shelves, and pan; factory installed	190870
<i>Stainless Steel Components</i>	
Stainless Steel Shelf Kit	190884
Stainless Steel Humidity Pan	237016
Stainless Steel Ductwork; includes side ducts and shelf channels	190670
<b>Filtration<sup>2</sup> and Decontamination Kits</b>	
HEPA Filter Airflow System; factory installed	190858
Replacement HEPA filter	760175
HEPA Value Pack (four filters)	760209
HEPA Filter Replacement Kit; includes HEPA; in-line, and access port filters	1900067
HEPA <sup>2</sup> VOC Filter Replacement Kit; includes HEPA <sup>2</sup> in-line and access port filters	1900094
HEPA <sup>2</sup> VOC Filtration System Kit; converts HEPA Filter Airflow System to HEPA <sup>2</sup> Filtration System; includes HEPA <sup>2</sup> filter and two plugs	760199
Decontamination Kit for HEPA filtered units	190868
Decontamination Kit for standard units	190869
<b>CO<sub>2</sub> Accessories</b>	
CO <sub>2</sub> Fyrite <sup>®</sup> Analyzer Kit, 0-20%	155021
Built-in CO <sub>2</sub> Gas Guard to monitor CO <sub>2</sub> supply, automatically switches from one cylinder to the other when the supply is exhausted, factory installed	190640
Two-Stage CO <sub>2</sub> Gas Regulator with barbed connection and shut-off valve	965010
Wall Clamp for a CO <sub>2</sub> Bottle; includes cylinder holder with web strap	950316
<b>Roller Dolly</b>	
Roller Dolly (heavy-duty, powder coated steel base) with dual-wheel, swivel locking casters and leveling feet; supports one or two (stacked) incubators; raises unit 3.0" (7.6cm) off the floor	1900063
<b>Monitoring and Alarm Systems</b>	
Monitor/Alarm System, interfaces with as many as 24 products (channels) to monitor and display equipment conditions up to 2,000 ft. away	1535
<b>Sensaphone<sup>®</sup> Telephone Dialing Systems, interface with standard touch-tone phone system</b>	
For up to four input channels	400047
For up to eight input channels	400134
<b>Data Outputs<sup>1</sup> (select one)</b>	
RS-485 interface	190523
4-20 milliamp	190512
0-5V analog	190543
0-1V analog	190544
<b>Miscellaneous Accessories</b>	
Sealed Modular Incubator Chamber, purge with any gas mixture to create a "mini-incubator" inside your incubator for unusual gas and temperature controlled experiments, dimensions: 12.0" (30.5cm) circular chamber, 4.7" (11.9cm) high	190043
IQ/OQ, MS Windows <sup>®</sup> - compatible document disk for process customization and detailed checklists to qualify setup and operation	6000310

Accessories are customer installed unless indicated otherwise.

<sup>1</sup> Factory installed

<sup>2</sup> HEPA and HEPA2 filters are rated a minimum 99.97% efficient at 0.3 microns. Filters are easily replaced without tools.



HEPA Air-Filter (VOC)



Two-Stage CO<sub>2</sub> Gas Regulator

Roller Dolly



Sealed Modular Incubator Chamber



Independent inner glass door kit

# SPECIFICATIONS AND ORDERING INFORMATION



## Thermo Scientific Direct Heat CO<sub>2</sub> Incubators

### Specifications

#### Temperature

Control	±0.1°C	Uniformity	±0.2°C @ 37°C (98.6F)
Range	5°C above ambient to 50°C (122F)	Tracking Alarm	User-programmable low

#### Overtemperature

Sensor	Precision thermistor	Setability	0.1°C
--------	----------------------	------------	-------

#### Temperature Safety

Sensor	Independent thermostat	Controller	Independent analog electronic
--------	------------------------	------------	-------------------------------

#### CO<sub>2</sub> (choice of T/C or IR sensor)

Control	Better than ±0.1%	Range	0-20%
---------	-------------------	-------	-------

Inlet Pressure	15 PSIG (1.0 bar)	Readability and Setability	0.1%
----------------	-------------------	----------------------------	------

Tracking Alarm	User-programmable high/low		
----------------	----------------------------	--	--

Humidity (opt. display available)			
-----------------------------------	--	--	--

RH	Ambient to 95% @ 37°C (98.6F)	Humidity Pan	3.2 qt. (3.0 liters) standard
----	-------------------------------	--------------	-------------------------------

#### Perforated, Stainless Steel or Solid Copper shelves

Dimensions	18.5" x 18.5" (47.0cm x 47.0cm)	Surface Area, Max. per Chamber	2.4 sq. ft. (0.2 sq. m) per shelf, 40.8 sq. ft. (3.8 sq. m) max.
------------	---------------------------------	--------------------------------	--

No. standard	4	No. maximum	17
--------------	---	-------------	----

#### Construction

Interior Volume	6.5 cu. ft. (184.1 liters)	Interior	Type 304, shiny, stainless steel or solid copper
-----------------	----------------------------	----------	--

Exterior	18 gauge, cold-rolled steel		
----------	-----------------------------	--	--

Outer Door Gasket	Four-sided, molded, magnetic vinyl	Inner Door Gasket	Feather-edged, silicone
-------------------	------------------------------------	-------------------	-------------------------

#### Electrical

Models 310/320/350/360	115V, 50/60 Hz, 2.4 FLA (Operating range 90-125V) NEMA 5-15P Plug		
------------------------	---	--	--

Models 311/321/351	230V, 50/60 Hz, 2.0 FLA (Operating range 180-250V) CEE 7/7 Plug		
--------------------	---	--	--

Model 361	230V, 50/60 Hz, 1.5 FLA (Operating range 180-250V) CEE 7/7 Plug		
-----------	---	--	--

Circuit Breaker, Power Switch	6 Amps, 2 Pole		
-------------------------------	----------------	--	--

Convenience Receptacle	75 Watts max. (matches cabinet voltage)		
------------------------	---	--	--

Alarm Contacts	Deviation of temp, CO <sub>2</sub> , RH; power failure; customer connections through jack on back of unit		
----------------	---	--	--

Access Port, CO <sub>2</sub> Inlet	1.3" (3.3cm) with removable silicone plug, 1/4" barbed hose		
------------------------------------	---	--	--

Unit Heat Load	341 BTUH (100 Watts), 85 kcal per hour		
----------------	--	--	--

#### Dimensions

Exterior	26.1"W x 38.5"H x 24.7"D	Interior	21.3"W x 26.8"H x 20.0"D
----------	--------------------------	----------	--------------------------

	(66.3cm x 97.8cm x 62.7cm)		(54.1cm x 68.1cm x 50.8cm)
--	----------------------------	--	----------------------------

#### Weight

Net	210 lbs. (95.3 kg)	Shipping (Motor)	270 lbs. (122.5 kg)
-----	--------------------	------------------	---------------------

### Ordering Information

Model	Chamber	CO <sub>2</sub>	Voltage
310 (311)	Stainless Steel	T/C	115 (230)
320 (321)	Stainless Steel	IR	115 (230)
350 (351)	Copper	T/C	115 (230)
360 (361)	Copper	IR	115 (230)

All units are UL listed to United States and Canadian requirements and bear the CE Mark.



© 2007 Thermo Fisher Scientific Inc. All rights reserved. All trademarks are the property of Thermo Fisher Scientific Inc. and its subsidiaries. Specifications, terms and pricing are subject to change. Not all products are available in all countries. Please consult your local sales representative for details.

[www.thermo.com/incubators](http://www.thermo.com/incubators)

**North America:** USA/Canada +1 866 984 3766

**Europe:** Austria +43 1 801 40 0, Belgium +32 2 482 30 30, Finland +358 9 329 100, France +33 2 2803 2000, Germany national toll free 08001-536 376, Germany international +49 6184 90 6940, Italy +39 02 95059 1, Netherlands +31 76 571 4440, Russia/CIS +7 095 225 11 15, Spain/Portugal +34 93 223 09 18, Switzerland +41 44 454 12 12, UK/Ireland +44 870 609 9203

**Asia:** China +86 21 6865 4588 or +86 10 5850 3588, India +91 22 5542 9494, Japan +81 45 453 9220, Other Asian countries +852 2885 4613

**Countries not listed:** +49 6184 90 6940 or +33 2 2803 2000

BRO-LECO2FDH-0807

**Thermo**  
SCIENTIFIC