

Guide for Attendee to Join and Participate in NIR2021


Overview

If you are registering or joining a webinar and haven't received an email confirmation that's for a *panelist* or *alternative host*, you are an **attendee** in the webinar. As an attendee, you can virtually raise your hand, submit questions in Q&A.

Prerequisites

Zoom Desktop Client or Mobile App

Sign into the Zoom Desktop Client or Mobile App.



Joining a webinar by invitation link

1. To join the webinar, click the **LINK** that the host provided you or that you received in the confirmation page after you registered.
2. You will receive an email from **ZOOM** Software System, including *the link, meeting number, and password*, for formal ZOOM meeting room only.

WAYS TO JOIN ZOOM

1. Join from PC, Mac, iPad, or Android

[Join Webinar](#)

If the button above does not work, paste this into your browser:

https://us02web.zoom.us/j/88432019930?tk=ChjV_K8VPZNgewSd5Xc17Z_ewVV0ZBgZZU0dadFXrc.DGMAAAAUlvWJzhZ6Q3lFRnc3MFJkR2lPRzVnQTgzLXdBAAAAAAAAAAAAAAAAAAAAAAAAAAAAAAAA&uiid=WN_LgQKClstGtGQzrEmQHOMG

To keep this webinar secure, do not share this link publicly.


[Add to Calendar\(.ics\)](#) | [Add to Google Calendar](#) | [Add to Yahoo Calendar](#)


Please use the link in the mailbox to enter the conference room.
To browse the official website, please click-> <https://www.nir2021.com/index>

* You can click the link and open a new window to input the **password**.
If the host sent a registration confirmation email, the link can also be found there.

Manually joining a webinar

1. You can download (click to download the file "*NIR2021 Conference ROOM Login Account*" in the official page).

 China Council of Near Infrared Spectroscopy



Login Account for NIR2021

Oct.18 2021 4:00pm–7:25pm
(UTC+08:00, Beijing Time)

TOPIC	[NIR2021] Oct. 18 (First Day) Monday
Webinar ID	[REDACTED]
Password →	[REDACTED]
Invited Link →	https://us02web.zoom.us/j/[REDACTED]

2. Select the current day's participation information link, enter the password, and click it to verify through the invitation link.

3. In the registration part, please input your **First Name** and **Last Name** and **email address** to confirm your ID. Please pay attention that this email address is your registered mail for NIR2021 Conference.

Topic: [NIR2021] Oct. 19 (Second Day) Tuesday_Room B

Description: Conference Room B

Time: Oct 19, 2021 03:00 PM in Beijing, Shanghai

* Required information

First Name *

Last Name *

Email Address *

Confirm Email Address *

Information you provide when registering will be shared with the account owner and host and can be used and shared by them in accordance with their Terms and Privacy Policy.

[Register](#)

Please input your registration email for NIR2021 Conference, here, to complete the authentication and enter the ZOOM meeting room.

4. Then you'll receive a confirmation mail from ZOOM. After clicking the link inside, zoom will be opened and directly enter the online meeting room.

Webinar Registration Approved

Topic: [NIR2021] Oct. 19 (Second Day) Tuesday_Room B

Description: Conference Room B

Time: Oct 19, 2021 04:00 PM in Beijing, Shanghai

[Add to calendar](#)

Webinar ID: 884 3201 9930

Passcode: ***** [Show](#)

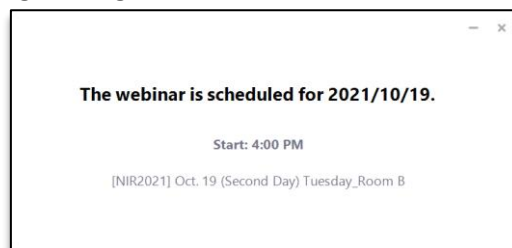
To Join the Webinar

Join from a PC, Mac, iPad, iPhone or Android device:

Please click this URL to join. https://us02web.zoom.us/j/88432019930?tk=8nf1YWgX81s5K0PXLUU2VxOOmGIPhy6qVHG-Gfbs_E-DQMAAAALiVWZHywNHTbXqTIEtcUx1d29INHhNHUhiBAAAAAAAAAAAAAAAAAAAAAAAAAAAAAAAA&uid=WN_LgQKChATGtQPzYEInQHOMQ

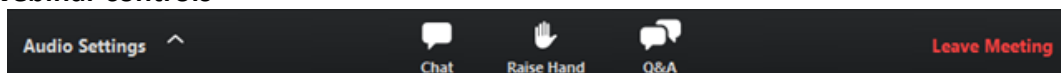
Waiting for the host to start the webinar

If the host hasn't started broadcasting the webinar or is preparing using a practice session, you'll receive the following message:



If you receive a message showing the date and time of the webinar, check the the date and start time of the webinar including the timezone. Make sure to join when the webinar starts.

Webinar controls



Question & Answer: Open the Q&A window, allowing you to ask questions to the host and panelists. They can reply to you via text in the Q&A window or answer your question live.

To ask a question: Type your question into the Q&A box. Click Send.

Leave meeting: Click Leave meeting to leave the webinar at any time. If you leave, you can rejoin if the webinar is still in progress, if the host has not locked the webinar.