

N 950.50 SERIES VACUUM PUMPS



N 950.50 KNE-W – with multiple-voltage power supply input




N 950.50 KNDC-B with brushless DC motor

ADVANTAGES

- Quiet running
- High level of performance in a compact size
- Multi-voltage power supply input
- Stable vacuum in the transfer area to the turbomolecular pump
- Fast evacuation to deep vacuum by automatic switching from parallel to serial operation

POSSIBLE AREAS OF USE

- Can be used as roughing pump for turbomolecular pumps – i.a. for surface finishing
- Instrumental analysis – especially in the field of spectroscopy
- Vacuum drying oven



Please visit our website
www.knf.com
to get more information

PERFORMANCE DATA

Series model	N 950.50	
Material design	KNE-W	KNDC-B
Pump head	PPS	
Diaphragm	PTFE-coated	
Valve plate	FPM	
Flow rate at atm. pressure (l/min)	55.0	
Ultimate vacuum (mbar abs.)	2	
Max. operating pressure (bar rel./psig)	0.5/7.3	
Permissible ambient temperature (°C)	+10 ... +40	
Permissible media temperature (°C)	+5 ... +40	
Weight (kg/lbs)	7.4/16.3	6.5/14.3

ELECTRICAL DATA

Voltage (V)	100–240	24
Motor	Brushless DC motor with AC power supply	Brushless DC motor
Protection class motor	IP 20	
Frequency (Hz)	50–60	-
Power P ₁ (W)	140	120
I _{max} (A)	1.90	5.00

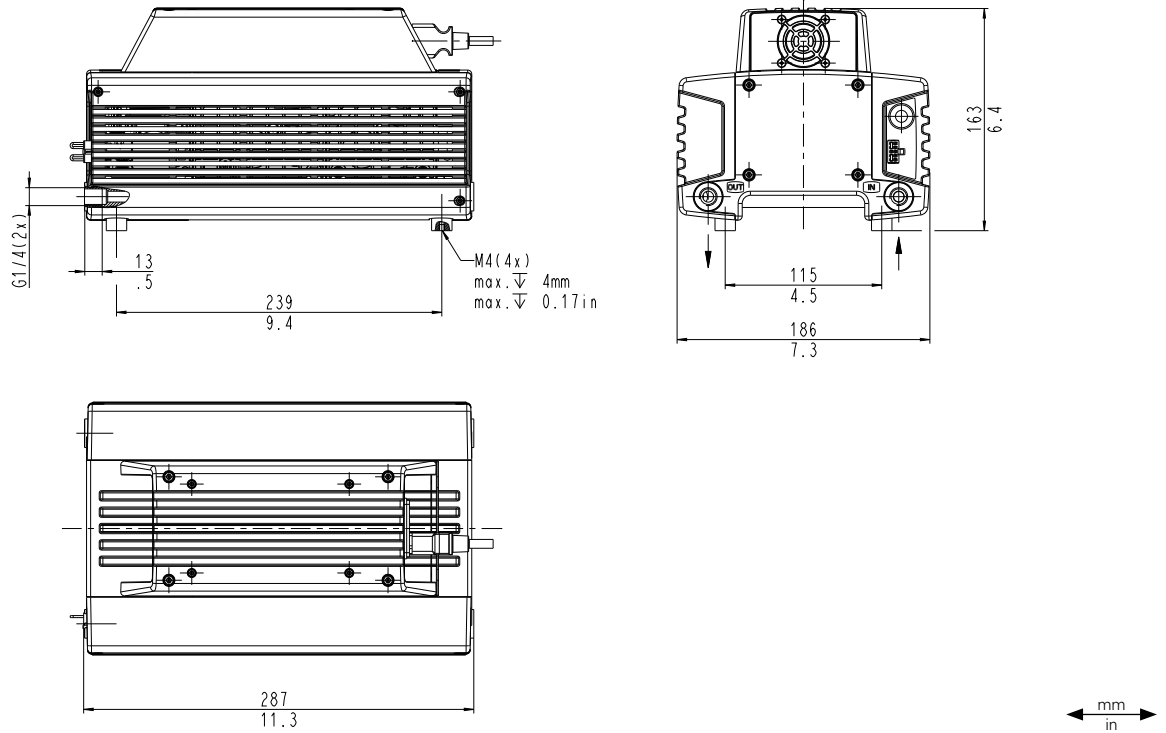
N 950.50 KNE-W

PERFORMANCE DATA

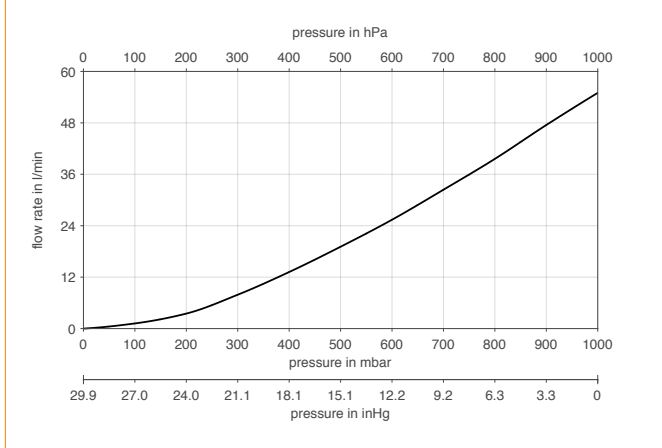
Series model	Flow rate at atm. pressure (l/min) ¹⁾	Max. operating pressure (bar rel./psig)	Ultimate vacuum (mbar abs.)
N 950.50 KNE-W	55.0	0.5/7.3	2

¹⁾ Liter at STP

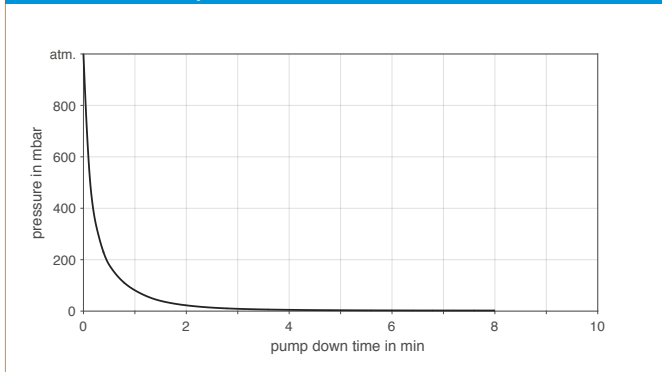
N 950.50 KNE-W



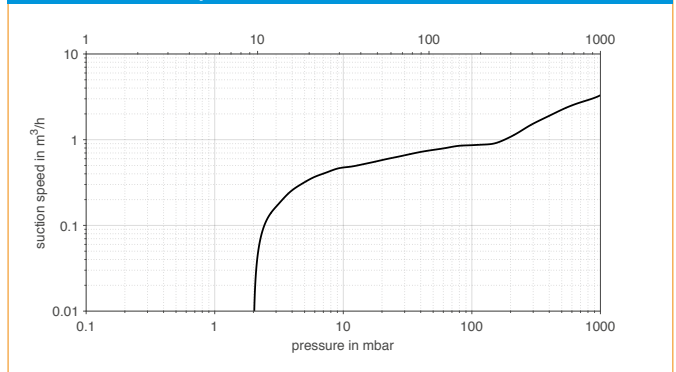
N 950.50 KNE-W



N 950.50 KNE-W | PUMP DOWN TIME FOR 10 LITER VESSEL



N 950.50 KNE-W | SUCTION PUMPING SPEED (1.500 1/MIN)



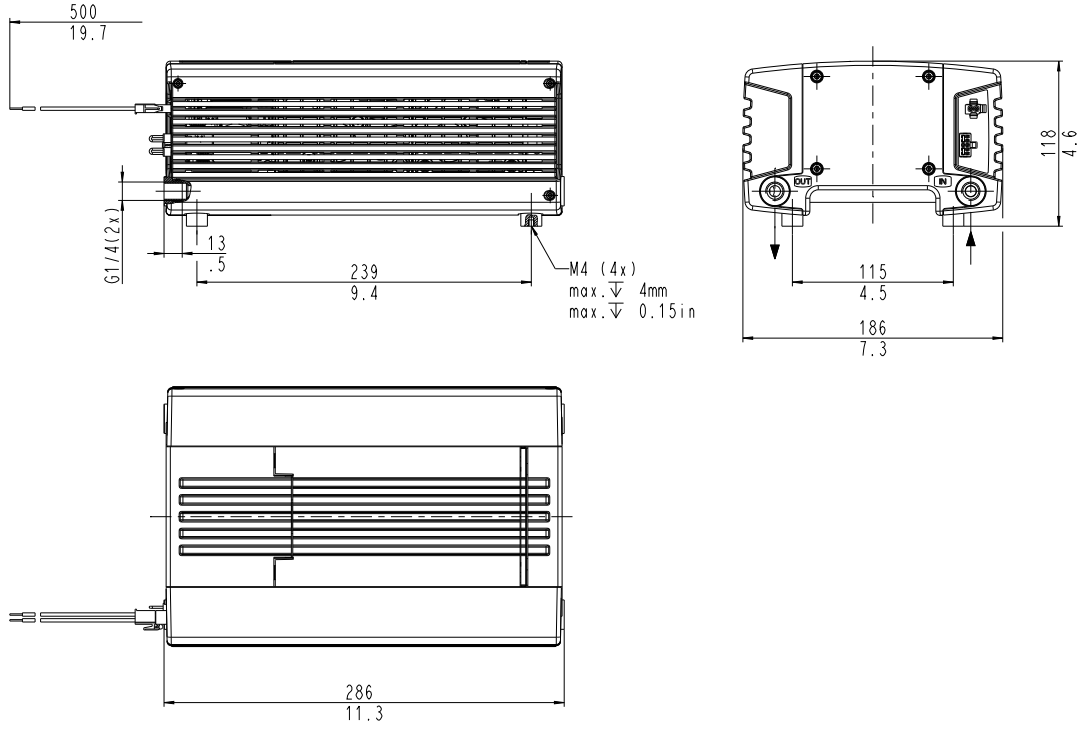
N 950.50 KNDC-B

PERFORMANCE DATA

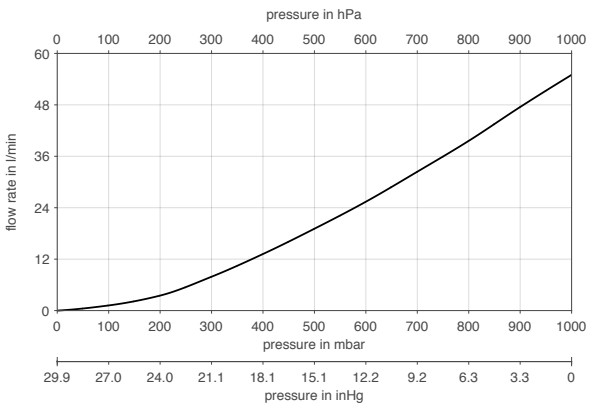
Series model	Flow rate at atm. pressure (l/min) ¹⁾	Max. operating pressure (bar rel./psig)	Ultimate vacuum (mbar abs.)
N 950.50 KNDC-B	55.0	0.5/7.3	2

¹⁾ Liter at STP

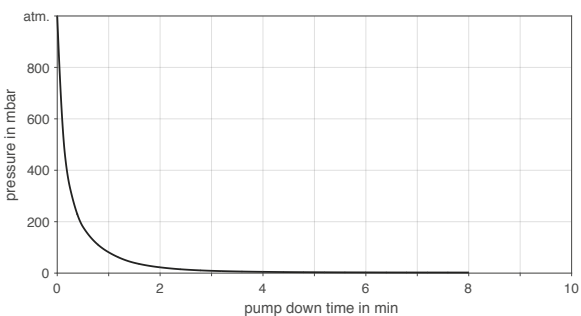
N 950.50 KNDC-B



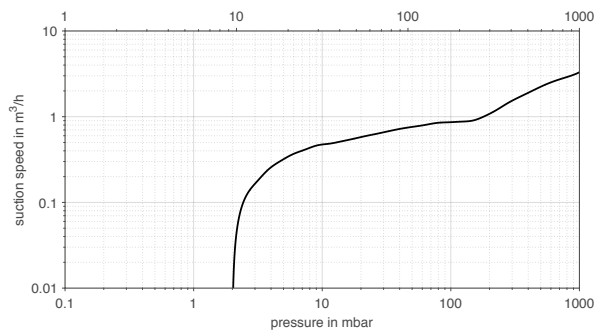
N 950.50 KNDC-B



N 950.50 KNDC-B | PUMP DOWN TIME FOR 10 LITER VESSEL



N 950.50 KNDC-B | SUCTION PUMPING SPEED (1.500 1/MIN)



ACCESSORIES

Description	Illustration	Part No.	Details
Control cable		125391	0.5 m long
Gas ballast valve			on request
Hose connector		004950	G 1/4, for tube ID 9
Sealing for hose connector		029112	G 1/4
Small flange, stainless steel		048116	G 1/4, KF 16

SPARE PARTS

Description	Part No.	Details
Spare parts kit	125411	Diaphragm, valves, sealing ring

The performance values for the series models shown on this data sheet were determined under test conditions. The actual performance values may differ and depend in particular on the usage conditions and therefore on the specific application, on the parameters of the components involved in the user's system and on any technical modifications carried out which deviate from the standard configuration or the as delivered condition.

If individual designs have been created for specific customers on the basis of series models, other technical performance data may apply.

Before operation begins, the relevant operating instructions and/or assembly or installation instructions should be read and the safety information contained in these instructions should be noted.

KNF reserves the right to make changes to the product and the associated documentation without prior notice to the customer.



www.knf.com