

Redefining Measurement

ID900 Time Controller Series

TCSPC, built-in data processing and real-time programmable input/output logic







The IDQ Time Controller is an ideal central platform for many laboratory experiments. It combines the functionality of several electronic devices in a single and flexible platform: time-tagger, TCSPC module, delay generator, conditional filter and counter are its main functions.





The hardware consists of 4 inputs and 4 outputs that are interconnected internally via a fast FPGA circuit, which is easily re-programmable via a user-friendly interface. This unique architecture allows the user to configure customized logical operations between the input signals and send the results back to the experimental setup in real time via the available output ports.

Overall, the ID900 series offers a comprehensive, versatile and scalable series of instruments. In addition, several Time Controllers can be daisy-chained to offer a larger number of input or output channels.

Applications

	Quantum communication
	Quantum physics and optics
	Fluorescence lifetime measurement
	Time of flight measurement (OTDR, LiDAR)

Key Benefits

	Fast data processing Up to 100 Mevents/ch
	Conditional programmable outputs
	Picosecond timing
	Cost effective solution for multiple channels

At the heart of the lab

ID900 Time Controller is the central device of an experimental setup, performing measurements, data processing and synchronization with all instrumentation

PRINCIPLE OF OPERATION

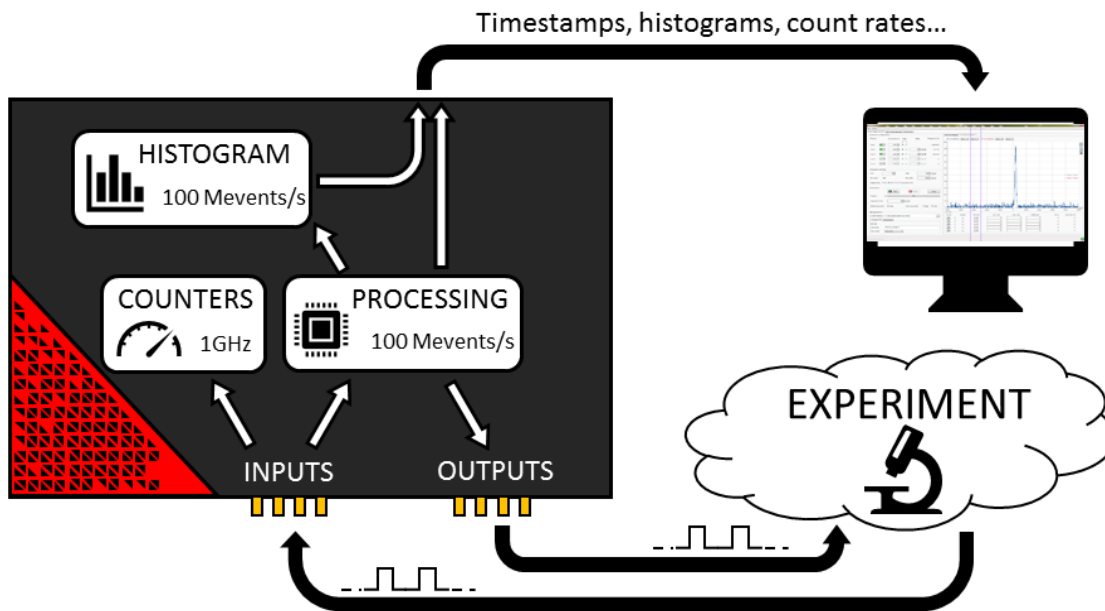


Figure 1: Time Controller functional scheme

BUILT-IN DATA PROCESSING

Avoiding heavy data transfer to PC

The Time Controller allows the user to perform the maximum amount of data processing between the inputs (conditional filter, start-stop histogram, coincidence extraction, count rate) thanks to its unique built-in computing power.

With a processing rate of up to 100 Mevents/s on each of the 4 input channels, it guarantees outstanding signal processing performance without having to transfer large amount of data to computers

REAL-TIME CONDITIONAL OUTPUTS

On-demand optical gates and measurements

The Time Controller also offers programmable output signal generation (via its 4 output ports) resulting from logical operation between the input signals. (see figure 2)

- ▶ Low input/output latency (as low as 400ns)
- ▶ Perform high-rate, precision logical operations

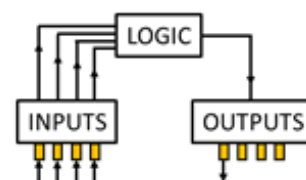
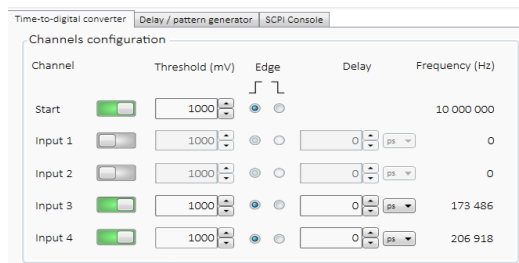


Figure 2: Conditional output

User-friendly software

Control device parameters, change configuration, display and analyze data

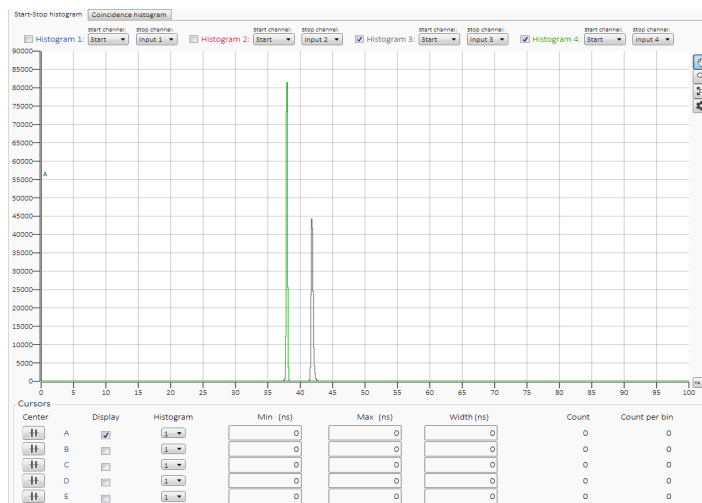
CONTROL THE PARAMETERS AND SETTINGS



- ▶ Visualize and control device parameters
- ▶ Versatile output pulse generation

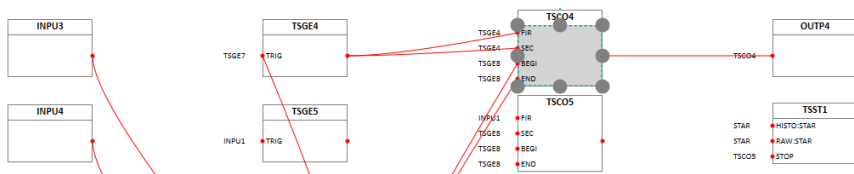


DISPLAY AND ANALYZE THE DATA



- ▶ Real-time histogram display
- ▶ Complete and versatile histogram analysis
- ▶ Full control of histogram and data transfer settings

CONFIGURE THE ID900 VIA STANDARD COMMANDS FOR PROGRAMMABLE INSTRUMENTS (SCPI)



- ▶ Visualize the ID900 configuration with a clear and simple interface
- ▶ Configure customized features (multi-photon coincidence filter, conditional outputs)



SPECIFICATIONS

Parameter	High Speed mode	High Resolution mode	Units
Input channels	4 + Start	4	
Bin width	100	13	ps
Time jitter (RMS)	<100	8	ps
Dead-time	<4	5	ns
Maximum processing rate (per channel)	100	25	Mevents/s
Max input voltage range	-3	3	V
Output delay steps		100	ps
Count rate		1	GHz
Discriminator range		-2 to 2	V
Discriminator steps		1	mV
Output channel number		4	
Output pulse format		NIM or TTL	
Output max frequency		125	MHz
Output pulse min width (TTL)		6	ns
Output pulse min width (NIM)		1	ns
Maximum transfer rate to PC		10*	Mevents/s
Maximum delay generation (typical)		1	ms
Power Supply	100-240V; 1-2.5A; 50-60Hz		
Operating conditions	5°-40° ; 80% humidity up to 31°C and 50% up to 40°C		
Applicable standards	Safety: EN 61010-1:2010, AMD1:2016 CSA C22.2 61010-1-12/UL 61010-1:2012 EMC: EN 61000-6-2:2005, EN 61000-6-3:2007+A1:2011 EN 61326-1:2013		
* Hardware ready for 100 Mevent/s			

The ID900 Time Controller is available in 3 versions offering different add-on functionalities which can all be remotely implemented upon customer request.

Adds on	Version	TCSPC	Master	Delay generator
Input ports x4		✓	✓	
High resolution mode				
Histogramming		✓	✓	
Time-tagging		✓	✓	
Built-in processing			✓	
Output ports x4			✓	✓
Delay generation			✓	✓
Conditional outputs			✓	

World Headquarters

ID Quantique SA
 Chemin de la Marbrerie 3 bis
 1227 Carouge/Geneva Switzerland
 info@idquantique.com
 www.idquantique.com

Sales Offices and Engineering Labs

Switzerland Geneva	United Kingdom Bristol
America Boston & Washington	South Korea SungNam-si

Disclaimer - The information and specification set forth in this document are subject to change at any time by ID Quantique without prior notice.
 Copyright© 2019 ID Quantique SA All rights reserved -ID900 v2019 06 20 - Specifications as of June 2019.