

InAs photovoltaic detectors



P10090 series
P7163

Low noise, high reliability infrared detectors (for 3 μm band)

InAs photovoltaic detectors have high sensitivity in the infrared region around 3 μm as with PbS photoconductive detectors, and also feature low noise, high speed and high reliability. P10090 series is a new family of InAs photovoltaic detectors that deliver even lower noise than our conventional products (P8079 series).

Various types are available, including non-cooled type, thermoelectrically cooled type (P10090 series), and liquid nitrogen cooled type (P7163) that delivers high performance.

Features

- Low noise
- High detectivity (D^*)
- High reliability
- Available in multi-element arrays (custom product)

Applications

- Gas analysis
- Laser detection
- Infrared spectrophotometry
- Radiation thermometer

Options (sold separately)

- Heatsink for one/two-stage TE-cooled type A3179-01
- Temperature controller C1103-04
- Infrared detector module with preamp C12492-210
- Amplifiers for InAs photovoltaic detector (P10090 series: C4159-06, P7163: C4159-05)

Structure/Absolute maximum ratings

Type No.	Dimensional outline/ Window material *1	Package	Cooling	Nitrogen hold time (h)	Photosensitive area (mm)	Absolute maximum ratings					
						Thermoelectric cooler allowable current (A)	Thermistor power dissipation (mW)	Reverse voltage V_R (V)	Operating temperature T_{opr} ($^{\circ}\text{C}$)	Storage temperature T_{stg} ($^{\circ}\text{C}$)	Maximum incident light level (W)
P10090-01	①/S	TO-5	Non-cooled	-	$\phi 1$	-	-	0.5	-40 to +60	-40 to +80	0.6
P10090-11	②/S	TO-8	One-stage TE-cooled			1.5	0.2				
P10090-21			Two-stage TE-cooled			1.0					
P7163	③/S	Metal dewar	LN ₂	12 *2	$\phi 1$	-	-		-55 to +60		

Note: Exceeding the absolute maximum ratings even momentarily may cause a drop in product quality. Always be sure to use the product within the absolute maximum ratings.

*1: S=Sapphire glass

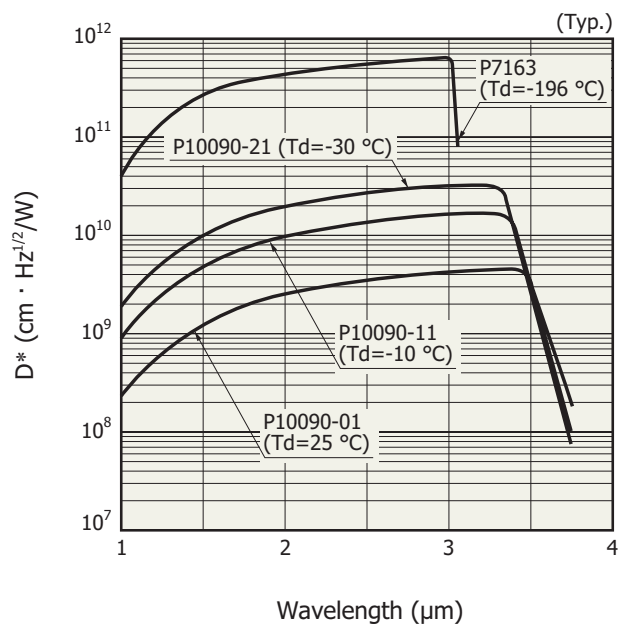
*2: At the time of shipment

Electrical and optical characteristics (Typ. unless otherwise noted)

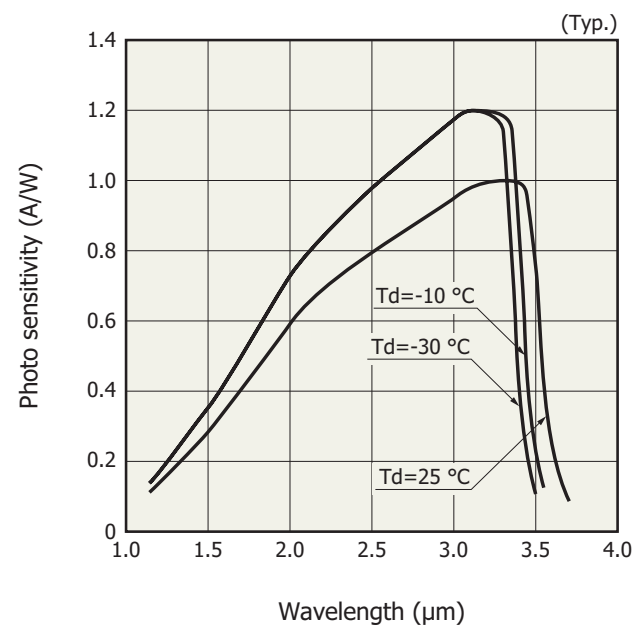
Type no.	Measurement condition	Peak sensitivity wavelength λ_p (μm)	Cutoff wavelength λ_c (μm)	Photo sensitivity $S_{\lambda=\lambda_p}$ (A/W)	Shunt resistance R_{sh}		D^* ($\lambda_p, 600, 1$)		NEP $\lambda=\lambda_p$ ($\text{W}/\text{Hz}^{1/2}$)	Rise time t_r $V_R=0\text{ V}$ $R_L=50\ \Omega$ 0 to 63% (μs)
	Element temperature T_d ($^{\circ}\text{C}$)				Min. (Ω)	Typ. (Ω)	Min. ($\text{cm} \cdot \text{Hz}^{1/2}/\text{W}$)	Typ. ($\text{cm} \cdot \text{Hz}^{1/2}/\text{W}$)		
P10090-01	25	3.35	3.65	1.0	40	70	3.0×10^9	4.5×10^9	1.5×10^{-11}	0.70
P10090-11	-10	3.30	3.55	1.2	250	400	1.0×10^{10}	1.6×10^{10}	5.3×10^{-12}	0.45
P10090-21	-30	3.25	3.45		1000	1300	2.0×10^{10}	3.2×10^{10}	2.8×10^{-12}	0.30
P7163	-196	3.00	3.1	1.3	1×10^5	1×10^6	$3.5 \times 10^{11} *3$	$6.0 \times 10^{11} *3$	1.5×10^{-13}	0.10

3: D^ ($\lambda_p, 1200, 1$)

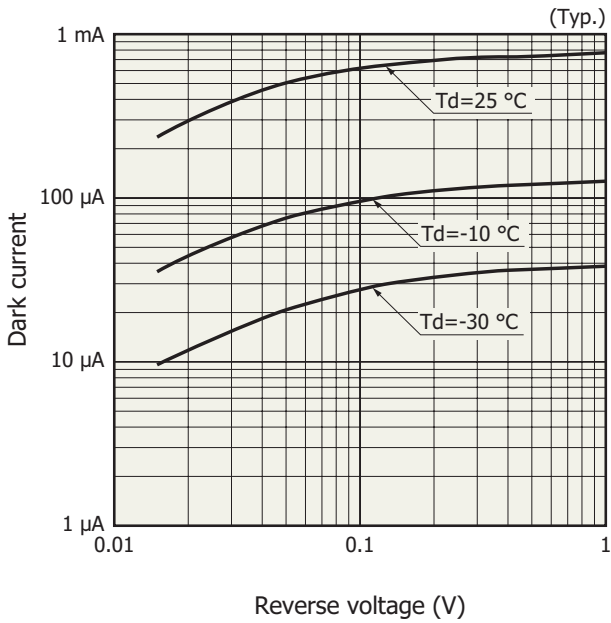
Spectral response (D^*)



Spectral response

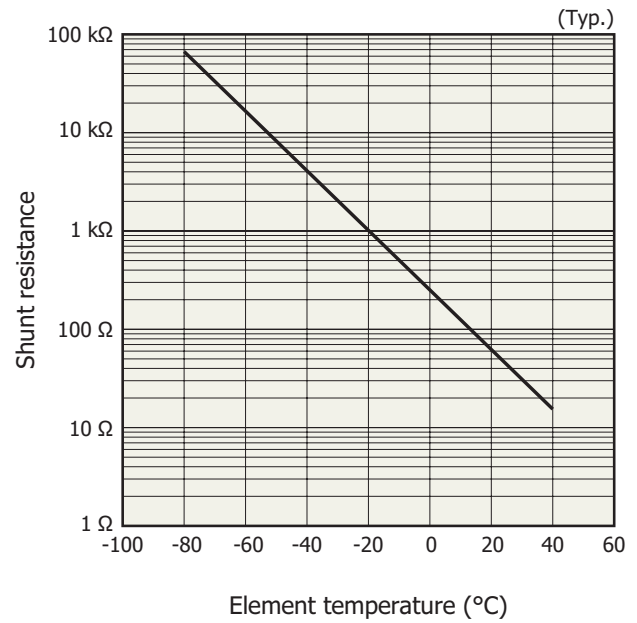


Dark current vs. reverse voltage



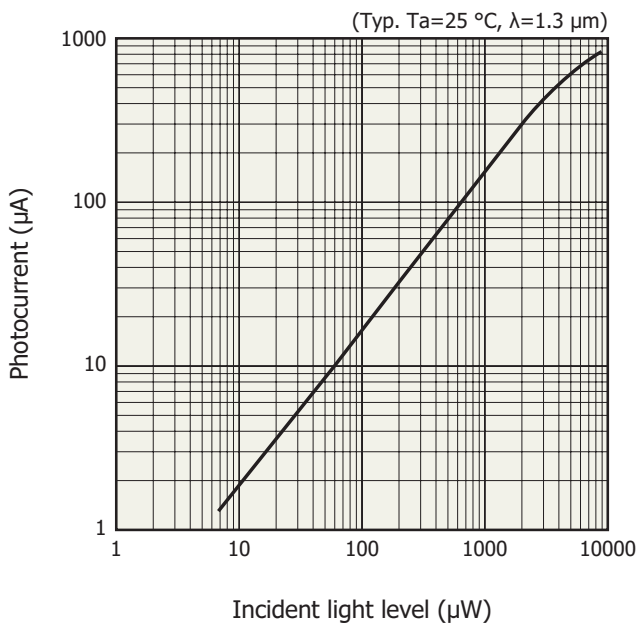
KIRDB0382EB

Shunt resistance vs. element temperature (P10090 series)



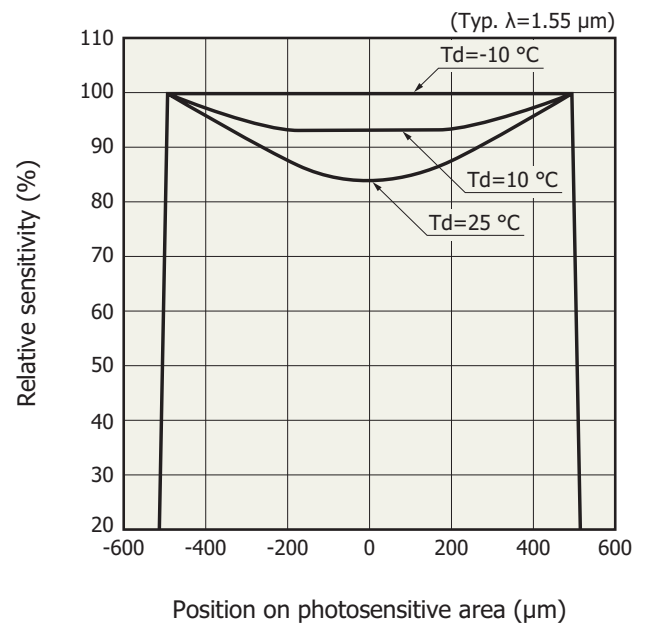
KIRDB0383EA

Linearity



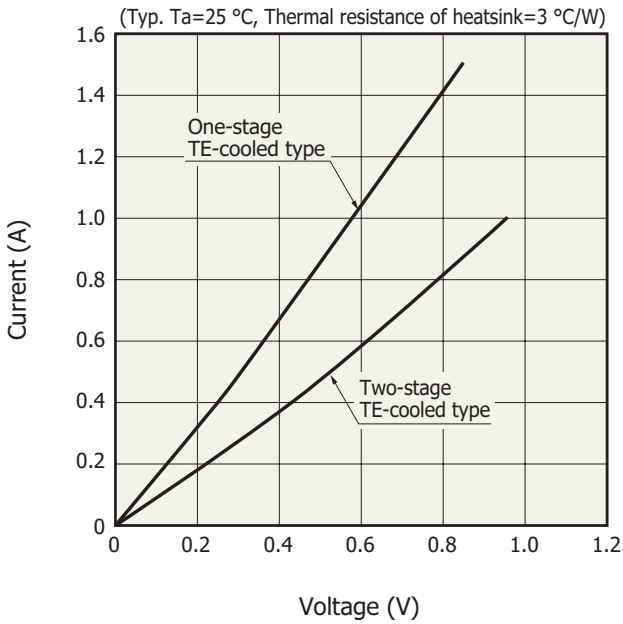
KIRDB0384EB

Sensitivity uniformity



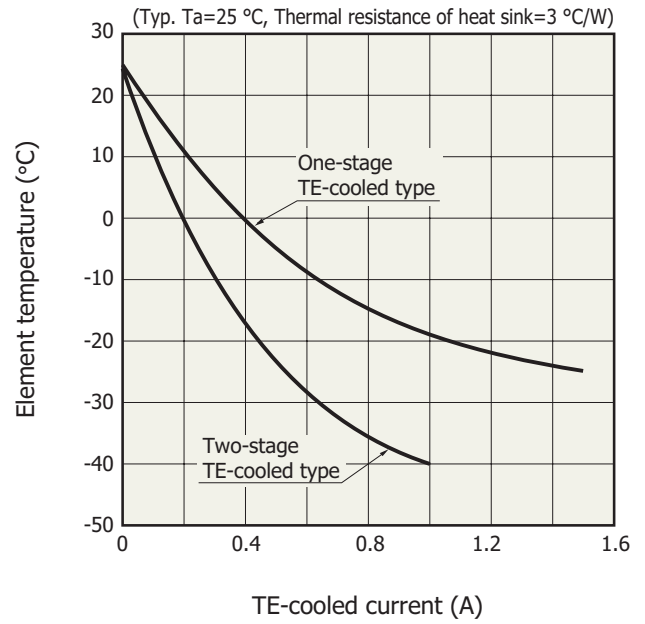
KIRDB0385EB

Current vs. voltage of TE-cooled type



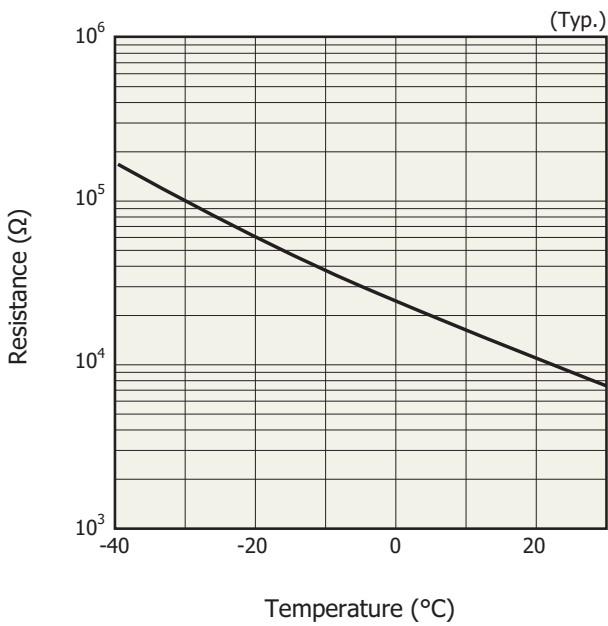
KIRDB0115EB

Cooling characteristics of TE-cooled type



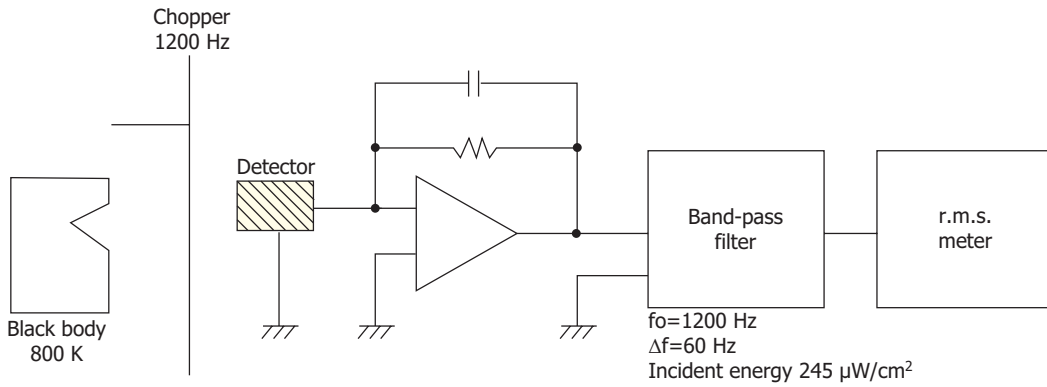
KIRDB0181EA

Thermistor temperature characteristic



KIRDB0649EA

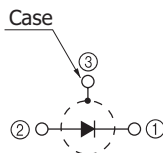
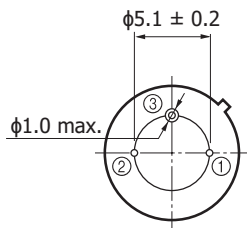
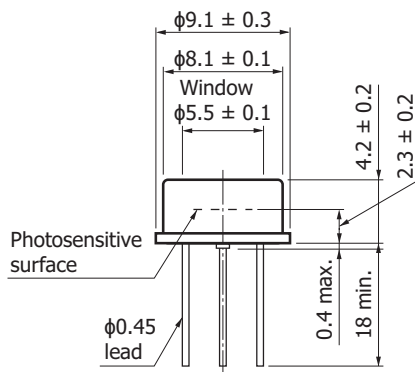
Measurement circuit



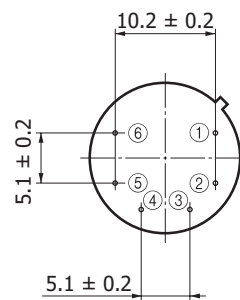
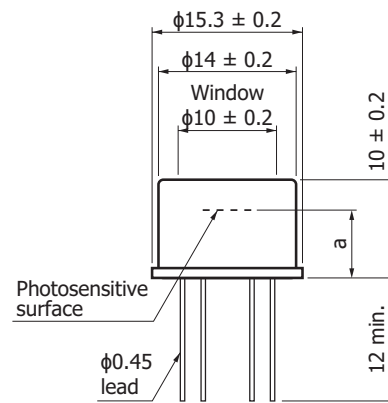
KIRDC0094EB

Dimensional outline (unit: mm)

① P10090-01



② P10090-11/-21



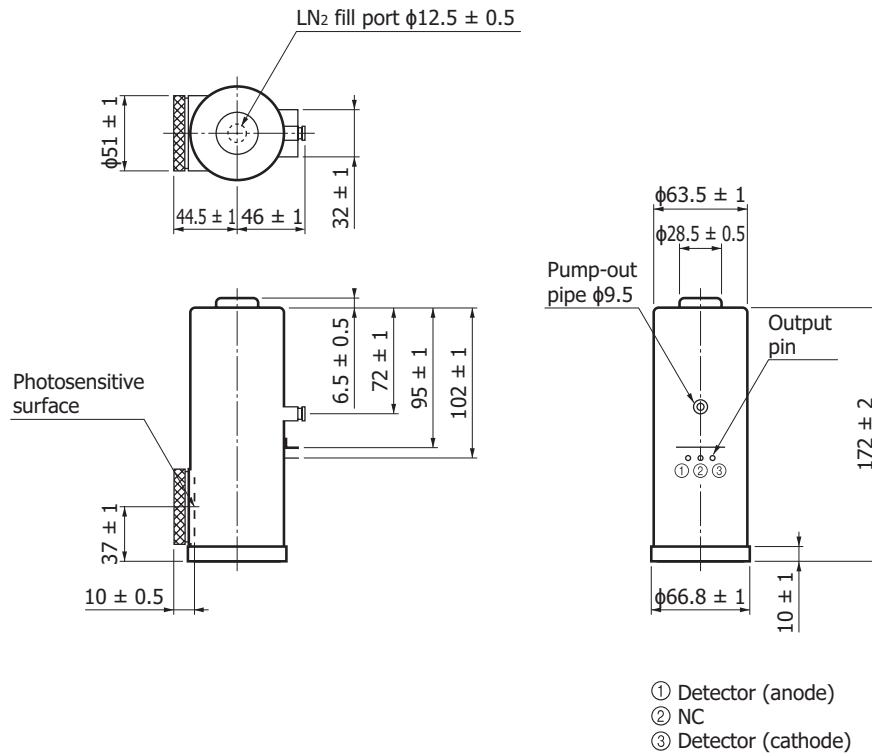
- ① Detector (anode)
- ② Detector (cathode)
- ③ TE-cooler (-)
- ④ TE-cooler (+)
- ⑤ ⑥ Thermistor

	P10090-11	P10090-21
a	4.5 ± 0.2	6.9 ± 0.2

KIRDA0191EA

KIRDA0219EA

③ P7163



KIRDA0033EE

Related information

www.hamamatsu.com/sp/ssd/doc_en.html

Precautions

- Notice
- Metal, Ceramic, Plastic products

Technical information

- Infrared detector / technical information

Information described in this material is current as of May 2018.

Product specifications are subject to change without prior notice due to improvements or other reasons. This document has been carefully prepared and the information contained is believed to be accurate. In rare cases, however, there may be inaccuracies such as text errors. Before using these products, always contact us for the delivery specification sheet to check the latest specifications.

The product warranty is valid for one year after delivery and is limited to product repair or replacement for defects discovered and reported to us within that one year period. However, even if within the warranty period we accept absolutely no liability for any loss caused by natural disasters or improper product use. Copying or reprinting the contents described in this material in whole or in part is prohibited without our prior permission.

HAMAMATSU

www.hamamatsu.com

HAMAMATSU PHOTONICS K.K., Solid State Division

1126-1 Ichino-cho, Higashi-ku, Hamamatsu City, 435-8558 Japan, Telephone: (81) 53-434-3311, Fax: (81) 53-434-5184

U.S.A.: Hamamatsu Corporation: 360 Foothill Road, Bridgewater, N.J. 08807, U.S.A., Telephone: (1) 908-231-0960, Fax: (1) 908-231-1218, E-mail: usa@hamamatsu.com

Germany: Hamamatsu Photonics Deutschland GmbH: Arzbergerstr. 10, D-82211 Herrsching am Ammersee, Germany, Telephone: (49) 8152-375-0, Fax: (49) 8152-265-8, E-mail: info@hamamatsu.de

France: Hamamatsu Photonics France S.A.R.L.: 19, Rue du Saule Trapu, Parc du Moulin de Massy, 91882 Massy Cedex, France, Telephone: 33-(1) 69 53 71 00, Fax: 33-(1) 69 53 71 10, E-mail: infos@hamamatsu.fr

United Kingdom: Hamamatsu Photonics UK Limited: 2 Howard Court, 10 Tewin Road, Welwyn Garden City, Hertfordshire AL7 1BW, United Kingdom, Telephone: (44) 1707-294888, Fax: (44) 1707-325777, E-mail: info@hamamatsu.co.uk

North Europe: Hamamatsu Photonics Norden AB: Torshamnsgatan 35 16440 Kista, Sweden, Telephone: (46)8-509 031 00, Fax: (46)8-509 031 01, E-mail: info@hamamatsu.se

Italy: Hamamatsu Photonics Italia S.r.l.: Strada della Moia, 1 int. 6, 20020 Arese (Milano), Italy, Telephone: (39)02-93 58 17 33, Fax: (39)02-93 58 17 41, E-mail: info@hamamatsu.it

China: Hamamatsu Photonics (China) Co., Ltd.: B1201, Jiaming Center, No.27 Dongsanhuan Beilu, Chaoyang District, Beijing 100020, China, Telephone: (86) 10-6586-6006, Fax: (86) 10-6586-2866, E-mail: hpc@hamamatsu.com.cn

Taiwan: Hamamatsu Photonics Taiwan Co., Ltd.: 8F-3, No. 158, Section2, Gongdao 5th Road, East District, Hsinchu, 300, Taiwan R.O.C. Telephone: (886)03-659-0080, Fax: (886)03-659-0081, E-mail: info@hamamatsu.com.tw