

Specifications PAL RTC and PAL RSI (LC & GC)



Imprint

Specifications PAL RTC and PAL RSI (LC & GC) Rev 6

Date of print: 02.2017

CTC Analytics AG
Industriestrasse 20
CH-4222 Zwingen
Switzerland
T +41 61 765 81 00
F +41 61 765 81 99
Contact: info@ctc.ch

Legal Statements

CTC Analytics AG reserves the right to make improvements and/or changes to the product(s) described in this document at any time without prior notice.

CTC Analytics AG makes no warranty of any kind pertaining to this product, including but not limited to implied warranties of merchantability and suitability for a particular purpose.

Under no circumstances shall CTC Analytics AG be held liable for any incidental damage or damages arising as a consequence of or from the use of this document.

© 2011 – 2017 CTC Analytics AG. All rights reserved. Neither this publication nor any part hereof may be copied, photocopied, reproduced, translated, distributed or reduced to electronic medium or machine readable form without the prior written permission from CTC Analytics AG, except as permitted under copyright laws.

CTC Analytics AG acknowledges all trade names and trademarks used as the property of their respective owners.

PAL is a registered trademark of CTC Analytics AG | Switzerland

Table of Contents

1	Syringes, Gravimetric Specifications	5
1.1	Repeatability	5
1.2	Linearity	6
2	Analytical Specifications HPLC	7
2.1	HPLC Injection Repeatability for standard syringes	7
2.2	HPLC Injection Linearity for standard syringes	8
2.3	HPLC Injection Repeatability for LCMS-P Tool	9
3	HPLC Injections out of a Small Sample Volume	11
4	HPLC Carry-over Data	11
4.1	HPLC Carry-over Data for standard syringes	11
4.2	HPLC Carry-over Data for LCMS-P Tool	12
5	Analytical Data GC Liquid Injection	13
5.1	Repeatability	13
5.2	Carry-over	15
6	Analytical Data GC Headspace	16
6.1	Repeatability	16
6.2	Carry-over	18
6.3	GC Needle Discrimination	18
7	Dilutor Tool, Gravimetric Specifications	20
7.1	Repeatability deliver liquid mode (liquid is dispensed from a container connected to the dilutor valve)	20
7.2	Linearity deliver liquid mode	21
7.3	Repeatability transfer mode (liquid is aspirated from a container on the deck and transferred to a container on the deck)	22
8	Pipette Tool, Gravimetric Specifications	23
8.1	Repeatability, accuracy and linearity, single dispense, 200 μ L Pipette Tool	23
8.2	Repeatability, multi dispense, 200 μ L Pipette Tool	24
8.3	Repeatability, accuracy and linearity, single dispense, 1000 μ L Pipette Tool	25
8.4	Repeatability, multi dispense, 1000 μ L Pipette Tool	26
9	Pipette Tool, HPLC Specifications	27
9.1	HPLC Injection Repeatability, 200 μ L Pipette Tool	27
9.2	HPLC Carry Over Data, 200 μ L Pipette Tool	28

1 Syringes, Gravimetric Specifications

1.1 Repeatability

Specifications:

Syringe Type	Specification
10 µL, Gauge: 22s	RSD < 1 %
10 µL, Gauge: 26s	RSD < 1 %
100 µL, Gauge: 22	RSD < 0.1 %
100 µL, Gauge: 26s	RSD < 0.1 %

Conditions:

n=7 x 8 µL transferred with 10 µL syringe

n=7 x 100 µL transferred with 100 µL syringe

Balance used: Mettler Toledo, New Classic MF, MS105DU (d = 0.01 mg)

PAL Sample Control Method: Gravimetric Precision

Parameter	10 µL Syringe	100 µL Syringe
Number of Vials	7	7
Number of Transfers	1	1
Transfer Volume [µL]	8	100
Fill Speed [µL/s]	1	10
Eject Speed [µL/s]	50	200
Fill Volume [µL]	5	50
Fill Strokes	3	3
Air Volume [µL]	0.5	0
Pullup Delay [ms]	3000	3000
Dispense Delay	NA	NA

1.2 Linearity

Specifications:

Syringe Type	Specification
10 µL, Gauge: 22s	R ² > 0.9993
10 µL, Gauge: 26s	R ² > 0.9999
100 µL, Gauge: 22	R ² > 0.9999
100 µL, Gauge: 26s	R ² > 0.9999
100 µL, LCMS-P Tool	R ² > 0.9999

Conditions:

2, 4, 6, 8, 10 µL transferred with 10 µL syringe, 3 replicates
20, 40, 60, 80, 100 µL transferred with 100 µL syringe, 3 replicates
Balance used: Mettler Toledo, New Classic MF, MS105DU (d=0.01 mg)

PAL Sample Control Method: Gravimetric Linearity

Parameter	10 µL Syringe	100 µL Syringe
Number of Vials	5	5
Number of Transfers	1	1
Volume Increment [µL]	2	20
Fill Speed [µL/s]	1	10 (5)*
Eject Speed [µL/s]	50	200 (20)*
Fill Volume [µL]	5	50
Fill Strokes	3	3 (0)*
Air Volume [µL]	0	0
Pullup Delay [ms]	3000	3000

* Numbers in brackets are valid for the LCMS-P Tool only, all other numbers are valid for standard syringes and LCMS-P Tool.

2 Analytical Specifications HPLC

2.1 HPLC Injection Repeatability for standard syringes

Specifications for standard syringes:

Syringe	Loop size [μL]	Injected Volume [μL]	Specification
100 μL , G: 22	20	80	Full Loop Injection: RSD < 0.1 %
100 μL , G: 22	20	10	Partial Loop Injection: RSD < 0.15 %

Conditions:

Full Loop Injection: n=10, 4 x overfill

Sample: Benzophenone, 2 mg/L in MeOH : H₂O = 80 : 20 v/v

Partial Loop Injection: n=10,

Sample: Benzophenone, 4 mg/L in MeOH : H₂O = 80 : 20 v/v

Injection Valve: Vici Valco Cheminert C72VX-1676D-CTC

PAL Sample Control Method: LC Injection General

Parameter	Full Loop	Partial Loop
Sample Volume [μL]	80	10
Fill Speed [$\mu\text{L/s}$]	10	10
Inject Speed [$\mu\text{L/s}$]	10	1
Pre Inject Delay [ms]	500	500
Post Inject Delay [ms]	500	2000
Injector Penetration Speed [mm/s]	40	40
Fill Strokes	3	3
Fill Volume [μL]	50	50
Air Volume [μL]	0	0
Pullup Delay [ms]	2000	2000
Dispense Delay	1000	1000
Pre Clean with Solvent 1	1	1
Pre Clean with Solvent 2	1	1
Post Clean with Solvent 1	1	1
Post Clean with Solvent 2	1	1
Valve Clean with Solvent 1 [μL]	50	50
Valve Clean with Solvent 2 [μL]	50	50

LC Method:

Gradient	Isocratic: 20 % A : 80 % B v/v A = (H ₂ O + 0.1 % TFA), B = (CH ₃ CN + 10 % H ₂ O + 0.1 % TFA)
Runtime [min]	3.0
Flow [mL/min]	1.00
Detection [nm]	UV 258
Flow cell	L: 60 mm; Volume: 4 µL
Column	Phenomenex Kinetex 2.6 µm C8 100A, 100 x 4.6 mm
Precolumn	Phenomenex SecurityGuard ULTRA Cartridges, C8 for 4.6 mm Columns
Column temperature [°C]	40

2.2 HPLC Injection Linearity for standard syringes

Specifications for standard syringes:

Syringe Type	Loop size [µL]	Specification
100 µL, Gauge: 22	100	R ² > 0.9999

Conditions:

Sample: Benzophenone, 2 mg / L in MeOH : H₂O = 80 : 20 v/v, n=3.

PAL Sample Control Method: LC Injection General

Parameter	100 µL Syringe
Sample Volume [µL]	20, 40, 60, 80, 100
Fill Speed [µL/s]	10
Inject Speed [µL/s]	10
Pre Inject Delay [ms]	500
Post Inject Delay [ms]	2000
Injector Penetration Speed [mm/s]	40
Fill Strokes	3
Fill Volume [µL]	50
Air Volume [µL]	0
Pullup Delay [ms]	2000
Dispense Delay	1000
Pre Clean with Solvent 1	1
Pre Clean with Solvent 2	1
Post Clean with Solvent 1	1
Post Clean with Solvent 2	1
Valve Clean with Solvent 1 [µL]	50
Valve Clean with Solvent 2 [µL]	50

LC Method:

As for repeatability.

2.3 HPLC Injection Repeatability for LCMS-P Tool

Specifications for LCMS-P Tool:

Syringe	Loop size [μL]	Injected Volume [μL]	Specification
100 μL	20	80	Full Loop Injection: RSD < 0.1 %
100 μL	20	10	Partial Loop Injection: RSD < 0.5 %
100 μL	2	8	Full Loop Injection: RSD < 0.1 %
100 μL	2	1	Partial Loop Injection: RSD < 0.5 %

Conditions:

Full Loop Injection: n=10, 4 x overfill

Sample for 2 μL Loops: Caffeine, 80 $\mu\text{g}/\text{mL}$ in H_2O : ACN = 90 : 10 v/v + 0.1 % TFA

Sample for 20 μL Loops: Caffeine, 8 $\mu\text{g}/\text{mL}$ in H_2O : ACN = 90 : 10 v/v + 0.1 % TFA

Partial Loop Injection: n=10,

Sample for 2 μL Loops: Caffeine, 80 $\mu\text{g}/\text{mL}$ in H_2O , 2 μL Loop : ACN = 90 : 10 v/v + 0.1 % TFA

Sample for 20 μL Loops: Caffeine, 8 $\mu\text{g}/\text{mL}$ in H_2O , 20 μL Loop : ACN = 90 : 10 v/v + 0.1 % TFA

Injection Valve: Vici Valco Cheminert C72VX-1676D-CTC

PAL Sample Control Method: LC Injection LCMS Standard General

Parameter	Full Loop	Partial Loop
Sample Volume [μL]	80 (8)*	10 (1)*
Rear Air Gap [μL]	3	3 (1)*
Front Air Gap [μL]	3	3 (1)*
Rear Volume [μL]	5	5
Front Volume [μL]	5	5
Fill Speed [$\mu\text{L}/\text{s}$]	5	5
Inject Speed [$\mu\text{L}/\text{s}$]	5	5 (1)*
Pre Inject Delay [ms]	500	500
Post Inject Delay [ms]	2000	2000
Pullup Delay [ms]	2000	2000
Post Clean with Solvent 1	1	1
Post Clean with Solvent 2	1	1
Valve Clean with Solvent 1 [μL]	80	80
Valve Clean with Solvent 2 [μL]	80	80
Stator Wash	Off	Off
Clean Valve Flow Rate [$\mu\text{L}/\text{s}$]	20	20

* Numbers in brackets are valid for 2 μL loop size only, all other numbers are valid for both loop sizes.

LC Method:

Gradient	Isocratic: 100 % A A = H ₂ O : ACN = 90 : 10 v/v + 0.1 % TFA
Runtime [min]	2.0
Flow [mL/min]	0.5
Detection [nm]	UV 273
Flow cell	L: 60 mm; Volume: 4 µL
Column	HALO C18; 2.1 x 50 mm; 2.7 µm
Column temperature [°C]	40
HPLC System	Agilent 1290 Infinity

3 HPLC Injections out of a Small Sample Volume

Specifications:

3 injections of 1.5 μL can be performed from a sample of 5 μL
(with suitable sample containers, e.g. 96 well MTP with conical 200 μL insert)

4 HPLC Carry-over Data

4.1 HPLC Carry-over Data for standard syringes

Specifications for standard syringes:

Chlorhexidine / Fast Wash Station

Syringe	Carry-over in blank
100 μL X-Type, G: 22	< 0.02 %

Conditions:

The highly concentrated solution of Chlorhexidine (600 $\mu\text{g}/\text{mL}$) is injected in a separate injector valve.

PAL Sample Control Method: LC Injection Standard General

Parameter			
Pre Clean with Solvent 2	1	Source Penetration [mm]	-1
Pre Clean with Solvent 1	1	Post Clean with Solvent 2	3
Pre Clean with Sample	2	Post Clean with Solvent 1	3
Filling Speed [$\mu\text{L}/\text{s}$]	5	Fill Speed during Post Clean [$\mu\text{L}/\text{s}$]	*30/15
Sample Volume [μL]	8	Valve Clean with Solvent 2 [μL]	160
Injection Volume [μL]	8	Valve Clean with Solvent 1 [μL]	160
Front Volume [μL]	0	Fill Speed during Valve Clean [$\mu\text{L}/\text{s}$]	*30/15
Injection Speed [$\mu\text{L}/\text{s}$]	5	Injection Speed during Valve Clean [$\mu\text{L}/\text{s}$]	20
Pre Inject Delay [ms]	500	Pullup Delay [ms]	2000
Post Inject Delay [ms]	2000	Dispense Delay [ms]	1000

*30/15: FillSpeed SYHX-208311 (Gauge 22) = 30 $\mu\text{L}/\text{s}$; SYH-208312 (Gauge 22S) = 15 $\mu\text{L}/\text{s}$
(Cycle Time \approx 4 1/2 min)

LC Method:

Gradient	Isocratic: 77 % A : 23 % B v/v A = (H ₂ O + 0.1 % TFA), B = (CH ₃ CN + 10 % H ₂ O + 0.1 % TFA)
Runtime [min]	3.0
Flow [mL/min]	0.50
Detection [nm]	UV 254
Flow cell	L: 60 mm; Volume: 4 µL
Column	HALO C18; 2.1 X 50 mm; 2.1 µm
Column temperature [°C]	30

4.2 HPLC Carry-over Data for LCMS-P Tool

Specifications for LCMS-P Tool / Chlorhexidine:

	Carry-over in blank 1	Comment
LCMS-P Tool; 100 µL; G: 22	< 0.004 %	
Cycle Time [min]	< 1	without valve toggle

Conditions:

The highly concentrated solution of Chlorhexidine (600 µg/mL) is injected in a separate injector valve.

PAL Sample Control Method: LC Injection LCMS General

Parameter			
Sample Volume [µL]	7	Pullup Delay [ms]	2000
Front Volume [µL]	5	Source Penetration [mm]	-1
Rear Volume [µL]	5	Post Clean with Solvent 2	2
Front Air Gap [µL]	3	Post Clean with Solvent 1	2
Rear Air Gap [µL]	3	Stator Wash	On
Fill Speed [µL/s]	5	Stator Wash Delay [s]	120
Injection Speed [µL/s]	5	Valve Clean with Solvent 2 [µL]	90
Pre Inject Delay [ms]	500	Valve Clean with Solvent 1 [µL]	90
Post Inject Delay [ms]	2000		

LC Method:

Gradient	t=0 min	77% A / 23% B
	t=2.0 min	77% A / 23% B
	t=3.0 min	100% B
	t=4.0 min	100% B
	t=4.5 min	77% A / 23% B
	t=6.0 min	77% A / 23% B

With Pal Needle Seal (Part number PAL3NdISeal)

A = (H₂O + 0.1 % TFA), B = (CH₃CN + 10 % H₂O + 0.1 % TFA)

Runtime [min]	6.0
Flow [mL/min]	0.50
Detection [nm]	UV 254
Flow cell	L: 60 mm; Volume: 4 µL
Column	HALO C18; 2.1 x 50 mm; 2.1 µm
Column temperature [°C]	40

5 Analytical Data GC Liquid Injection

5.1 Repeatability

Specifications:

Alkane	RSD [Area]
C ₁₄	< 0.6 %
C ₁₅	< 0.6 %
C ₁₆	< 0.6 %

Conditions:

Agilent FID Performance Test Solution, PN: 18710-60170
Evaluation Sample Kit, 0.218 g/L C14 / C15 / C16 in hexane
2 mL vials filled with 0.5 mL sample

PAL Sample Control Method: GC Liquid Injection General

Sample Volume [μL]	1
Air Volume [μL]	1
Vial Penetration Depth [mm]	30
Pre Clean with Solvent 1	3
Pre Clean with Sample	1
Fill Volume [μL]	3
Fill Speed [$\mu\text{L/s}$]	1
Fill Strokes	5
Pullup Delay [ms]	2000
Injector Penetration Depth [mm]	40
Inject Speed [$\mu\text{L/s}$]	50
Pre Inject Delay [ms]	4000
Post Inject Delay [ms]	2000
Post Clean with Solvent 1	3

GC Method:

SSL (Split / Splitless Injector Model)

Mode	Split
Heater [$^{\circ}\text{C}$]	280
Pressure [kPa]	52.268
Total Flow [mL/min]	137.6
Septum Purge Flow [mL/min]	5
Gas Saver [mL/min]	20 after 2 min
Split Ratio	50:01:00
Split Flow [mL/min]	130

Oven

Equilibration Time [min]	0.5
Max Temperature [$^{\circ}\text{C}$]	300
Temperature Programme	80 $^{\circ}\text{C}$ for 1 min, then 25 $^{\circ}\text{C}/\text{min}$ to 200 $^{\circ}\text{C}$ for 1 min

Column

Constant Flow	
Pressure [kPa]	52.268
Flow [mL/min]	2.6
Average Velocity [cm/s]	50.19

FID

Heater [$^{\circ}\text{C}$]	300
H ₂ Flow [mL/min]	30
Air Flow [mL/min]	400
Make-up Flow [mL/min]	25

GC Column / GC Injector Liner

Column Phenomenex ZB5 L:15 m, ID: 0.32 mm, df:0.25 μm , 5 % diphenyl, 95 % dimethyl polysiloxane

Liner Agilent: Split Liner 4 mm x 6.3 x 78.5, glass wool non deactivated

5.2 Carry-over

Specifications:

Alkane	Carry-over in blank 1 [ppm]	Carry-over in blank 2 [ppm]
C14	< 40	not detectable
C15	< 40	not detectable
C16	< 40	not detectable

Conditions:

Alkane Mix, 6.0 g/L in cyclohexane, 1 μL injected
2 mL vials filled to 50 %

PAL Sample Control Method: GC Liquid Injection General

Sample Volume [μL]	1
Air Volume [μL]	1
Vial Penetration Depth [mm]	30
Pre Clean with Solvent 1	3
Pre Clean with Sample	1
Fill Volume [μL]	3
Fill Speed [$\mu\text{L/s}$]	1
Fill Strokes	5
Pullup Delay [ms]	2000
Injector Penetration Depth [mm]	40
Inject Speed [$\mu\text{L/s}$]	50
Pre Inject Delay [ms]	4000
Post Inject Delay [ms]	2000
Post Clean with Solvent 1	3

GC Method:

Identical Method as for Repeatability

6 Analytical Data GC Headspace

6.1 Repeatability

Specifications:

Syringe	% RSD
Headspace 2500 µL	< 1

Conditions:

n=7

iso-Octane, 5 µL out of micro capillary in a 20 mL headspace vial, sealed immediately
500 µL injected

PAL Sample Control Method: Headspace Injection General

Sample Volume [µL]	500
Incubation Temperature [°C]	90
Incubation Time [s]	600
Syringe Temperature [°C]	100
Fill Speed [µL/s]	100
Pullup Delay [ms]	10000
Pre Inject Delay [ms]	2000
Inject Speed [µL/s]	100
Injector Penetration Depth [mm]	40
Post Inject Delay [ms]	5000
Purge Time [s]	90

GC Method:

Oven

Equilibration Time [min]	0.5
Max Temperature [°C]	300

200 °C for 2.5 min, isotherm

SSL (Split / Splitless Injector Model)

Mode	Split
Heater [°C]	250
Pressure [kPa]	56.204
Total Flow [mL/min]	17.55
Septum Purge Flow [mL/min]	5
Gas Saver [mL/min]	20 after 2 min
Split Ratio	1:250
Split Flow [mL/min]	12.5

GC Column

Constant Flow

Pressure [kPa]	56.204
Flow [mL/min]	0.05
Average Velocity [cm/s]	12.978

FID

Heater [°C]	300
H ₂ Flow [mL/min]	30
Air Flow [mL/min]	400
Make-up Flow [mL/min]	25

GC Column / GC Injector Liner

Column Agilent: Retention Gap, FS deactivated, 0.100 mm 5 m

Liner Thermo: Straight Split Liner, 990 µL volum, 4 mm ID

6.2 Carry-over

Specifications:

Syringe	Carry-over in blank 1 [ppm]	Carry-over in blank 2 [ppm]
Headspace 2500 μL	< 1000	< 500

Conditions:

iso-Octane, 5 μL out of micro capillary in a 20 mL headspace vial, sealed immediately
500 μL injected

PAL Sample Control Method: Headspace Injection General

Sample Volume [μL]	500
Incubation Temperature [$^{\circ}\text{C}$]	90
Incubation Time [s]	600
Syringe Temperature [$^{\circ}\text{C}$]	100
Fill Speed [$\mu\text{L}/\text{s}$]	100
Pullup Delay [ms]	10000
Pre Inject Delay [ms]	2000
Inject Speed [$\mu\text{L}/\text{s}$]	100
Injector Penetration Depth [mm]	40
Post Inject Delay [ms]	5000
Purge Time [s]	90

GC Method:

Identical to Method Repeatability

6.3 GC Needle Discrimination

Specifications	Conditions
Peak area C40/C20 > 0.98	Restek Florida Mix, 1 μL injected, 100 ms fast split/spliless injection

Conditions:

Restek Florida mix PN 31266, C8, C10, C12, C14, ...C40, 500 $\mu\text{g}/\text{mL}$ in hexane, diluted to 10 ppm with n-hexane
Syringe: PN: 207837, Hamilton 10 μL , Gauge 26s, 57 mm needle length, Point Style AS

PAL Sample Control Method: GC Liquid Injection General

Sample Volume [μL]	1
Air Volume [μL]	1
Vial Penetration Depth [mm]	30
Pre Clean with Solvent 1	1
Pre Clean with Sample	1
Fill Volume [μL]	3
Fill Speed [$\mu\text{L/s}$]	1
Fill Strokes	10
Pullup Delay [ms]	2000
Injector Penetration Depth [mm]	35
Inject Speed [$\mu\text{L/s}$]	fast injection mode
Pre Inject Delay [ms]	fast injection mode
Post Inject Delay [ms]	fast injection mode
Post Clean with Solvent 1	1

GC Method:

Oven

Equilibration Time [min]	0.5
70 °C for 1 min, then 25 °C/min to 340 °C for 1 min	

SSL (Split / Splitless Injector Model)

Mode	Splitless
Heater [°C]	280
Mode	Constant Flow, 2.5 mL/min (He)
Septum Purge Flow [mL/min]	5
Gas Saver [mL/min]	20 after 2 min
Split Flow [mL/min]	80
Splitless Time [min]	0.8

GC Column

Constant Flow	
Flow [mL/min]	2.5

FID

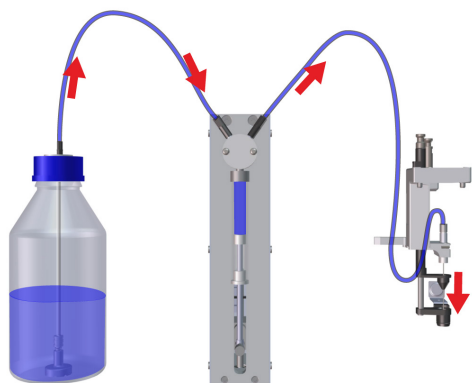
Heater [°C]	330
H ₂ Flow [mL/min]	35
Air Flow [mL/min]	350
Make-up Flow [mL/min]	30

GC Column / GC Injector Liner

Column	Thermo PN 26080001, 5 % diphenyl, 95 % dimethyl polysiloxane L: 7 m, ID: 0.32 mm, df: 0.25 μm
Liner	Thermo PN 453A1925 (ID 4 mm, with glass wool, 4.0 x 6.3 x 78.5)

7 Dilutor Tool, Gravimetric Specifications

7.1 Repeatability deliver liquid mode (liquid is dispensed from a container connected to the dilutor valve)



Delivery mode

Specifications:

Volume	Specification
50 μL	RSD < 0.5 %
100 μL	RSD < 0.15%
1000 μL	RSD < 0.1 %
10'000 μL	RSD < 0.1 %

Conditions:

n=9, Standard Dilutor Module (dilutor syringe: 1 mL, gauge 22 needle, 750 μL transfer tubing)

Liquid: Water

Balance used: Mettler Toledo, New Classic MF, MS105DU (d = 0.01 mg)

Dilutor Priming Volume [mL]	1.5
Vial Penetration Depth [mm]	10 (free dispense)
Aspirate Flow Rate [$\mu\text{L/s}$]	300
Dispense Flow Rate [$\mu\text{L/s}$]	110
Number of Samples	9
Pullup Delay [s]	1
Dispense Delay [s]	1
Solvent Volume [μL]	50, 100, 1000, 10'000

PAL Sample Control Method: Gravimetric Precision Dilutor Deliver Liquid

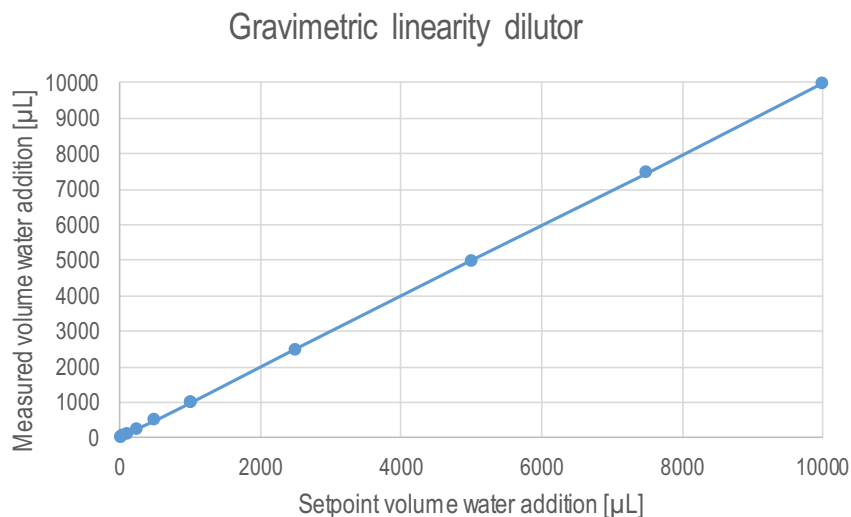


Free dispense

7.2 Linearity deliver liquid mode

Specifications:

Volume Range	Specification
10 - 10'000 μL	$R^2 > 0.9999$



Conditions:

Standard Dilutor Syringe (1 mL), measured with 3 modules

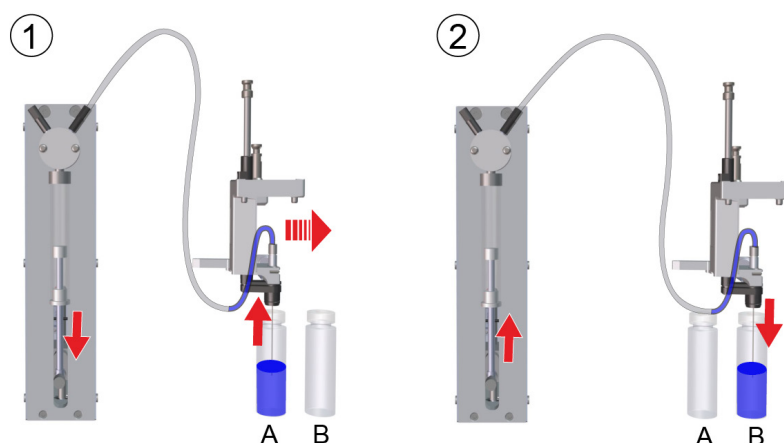
Liquid: water

Balance used: Mettler Toledo, New Classic MF, MS105DU ($d = 0.01 \text{ mg}$)

Dilutor Priming Volume [mL]	1.5
Vial Penetration Depth [mm]	10 (free dispense)
Aspirate Flow Rate [$\mu\text{L}/\text{s}$]	300
Dispense Flow Rate [$\mu\text{L}/\text{s}$]	110
Pullup Delay [s]	1
Dispense Delay [s]	1
Solvent Volume [1,...,10] [μL]	10, 25, 50, 100, 250, 500, 1000, 2500, 5000, 7500, 10'000

PAL Sample Control Method: Gravimetric Linearity Dilutor Deliver Liquid

7.3 Repeatability transfer mode (liquid is aspirated from a container on the deck and transferred to a container on the deck)



Transfer mode

Specifications:

Volume	Specification
10 μL	RSD < 1.5%
50 μL	RSD < 0.5%
100 μL	RSD < 0.5%

Conditions:

n=9, Standard Dilutor Syringe (1 mL)

Liquid: Water

Balance used: Mettler Toledo, New Classic MF, MS105DU (d = 0.01 mg)

Dilutor Priming Volume [mL]	2.2
Front Air Gap [μL]	3
Solvent Volume [μL]	10, 50, 100
Rear Air Gap [μL]	10
Vial Penetration Depth [mm]	10 (free dispense)
Aspirate Flow Rate [$\mu\text{L/s}$]	5
Dispense Flow Rate [$\mu\text{L/s}$]	20
Pullup Delay [s]	3
Dispense Delay [s]	3

PAL Sample Control Method: Gravimetric Precision Dilutor Transfer Liquid

8 Pipette Tool, Gravimetric Specifications

8.1 Repeatability, accuracy and linearity, single dispense, 200 µL Pipette Tool

Dispense Volume	Repeatability	Accuracy	Linearity
20 µL	RSD < 1.5 %	< 2 %	
100 µL	RSD < 0.5 %	< 1 %	R ² > 0.999
200 µL	RSD < 0.5 %	< 1 %	

n=7

Conditions:

Pipette Tool 200 µL, measured with two different tools

Liquid: water, 23 °C, density 0.997538 g/mL

Balance used: Precisa, XB 120A (d=0.1 mg)

PAL System 200 µL tips



Liquid Class Parameter	Liquid Class: Water (Single Dispense)
Airgap, front [µL]	0
Airgap, rear [µL]	100.0
Aspirate delay [ms]	300
Aspirate flow rate [µL/s]	100.0
Correction factor	1.04
Dispense delay [ms]	100
Dispense flow rate [µL/s]	100.0
Volume offset [µL]	1.6
Volume, front [µL]	0
Volume, rear [µL]	0

PAL Sample Control Method: Aspirate Dispense with Liquid Class_Rev1

8.2 Repeatability, multi dispense, 200 µL Pipette Tool

Dispense Volume	Repeatability
4 times 40 µL	RSD < 2 %

5 times n=4

Conditions:

Pipette Tool 200 µL

Liquid: water, 23 °C, density 0.997538 g/mL

Balance used: Precisa, XB 120A (d=0.1 mg)

PAL System 200 µL tips



Free Dispense

Liquid Class Parameter	Liquid Class: Water (Multi Dispense)
Airgap, front [µL]	5
Airgap, rear [µL]	0
Aspirate delay [ms]	300
Aspirate flow rate [µL/s]	100.0
Correction factor	1.04
Dispense delay [ms]	100
Dispense flow rate [µL/s]	500.0
Volume offset [µL]	1.6
Volume, front [µL]	2.0
Volume, rear [µL]	20.0

PAL Sample Control Method: Aspirate and Multi-Dispense with Liquid Class_Rev1

8.3 Repeatability, accuracy and linearity, single dispense, 1000 µL Pipette Tool

Dispense Volume	Repeatability	Accuracy	Linearity
100 µL	RSD < 0.5 %	< 0.5 %	
500 µL	RSD < 0.3 %	< 0.5 %	R ² > 0.999
1000 µL	RSD < 0.3 %	< 0.5 %	

n=7

Conditions:

Pipette Tool 1000 µL, measured with two different tools

Liquid: water, 23 °C, density 0.997538 g/mL

Balance used: Precisa, XB 120A (d=0.1 mg)

PAL System 1000 µL tips



Liquid Class Parameter	Liquid Class: Water (Single Dispense)
Airgap, front [µL]	0
Airgap, rear [µL]	20.0
Aspirate delay [ms]	300
Aspirate flow rate [µL/s]	100.0
Correction factor	1.026
Dispense delay [ms]	100
Dispense flow rate [µL/s]	500.0
Volume offset [µL]	5.9
Volume, front [µL]	0
Volume, rear [µL]	0

PAL Sample Control Method: Aspirate Dispense with Liquid Class_Rev1

8.4 Repeatability, multi dispense, 1000 μ L Pipette Tool

Dispense Volume	Repeatability
4 times 200 μ L	RSD < 1 %

5 times n=4

Conditions:

Pipette Tool 1000 μ L

Liquid: water, 23 °C, density 0.997538 g/mL

Balance used: Precisa, XB 120A (d=0.1 mg)

PAL System 1000 μ L tips



Free Dispense

Liquid Class Parameter	Liquid Class: Water (Single Dispense)
Airgap, front [μ L]	5
Airgap, rear [μ L]	0
Aspirate delay [ms]	300
Aspirate flow rate [μ L/s]	100.0
Correction factor	1.026
Dispense delay [ms]	100
Dispense flow rate [μ L/s]	750
Volume offset [μ L]	5.9
Volume, front [μ L]	2
Volume, rear [μ L]	50

PAL Sample Control Method: Aspirate and Multi-Dispense with Liquid Class_Rev1

9 Pipette Tool, HPLC Specifications

9.1 HPLC Injection Repeatability, 200 µL Pipette Tool

Specifications for 200 µL pipette tool

Pipette Tool	Loop size [µL]	Injected Volume [µL]	Specification
200 µL	5	25	RSD < 0.3 %

Conditions:

Full Loop Injection: n= 10, 5x overflow

Sample for 5 µL Loops: Caffeine, 80 µg/ mL in H₂O : ACN = 90 : 10 v/v + 0.1 % TFA

Injection Valve: Vici Valco Cheminert C2V-2006D-CTC (0.4 mm bore size)

PAL Sample Control Method: Aspirate with Liquid Class and Inject

Parameter:

FrontVolume [µL]	5
InjectionVolume [µL]	25
CleanInjectorTime [s]	1
CleanStatorTime [s]	1

Fixed Method Parameters:

InjectionSpeed [µL/s]	10
PreInjectDelay [s]	2
PostInjDelay [s]	3
FlowRate (wash pumps) [mL/s]	0.55

Wash Solvents used for Pipette Wash Module

Solvent 1: H₂O + 10 % Acetonitrile + 0.1 % Trifluoroacetic acid

Solvent 2: Acetonitrile + 0.1 % Trifluoroacetic acid

LC Method:

Gradient	Isocratic 100 % A : 0 % B v/v A= H ₂ O : ACN = 90 : 10 v/v+ 0.1 % TFA B= H ₂ O : ACN = 0 : 100 v/v+ 0.1 % TFA
Runtime [min]	3
Flow [mL/min]	0.5
Detection [nm]	UV 273
Flow cell	L: 60 mm, Volume: 4 µL
Column	HALO C18; 2.1 x 50 mm; 2.7 µm
ColumnTemperature [°C]	40
HPLC System	Agilent 1290 Infinity

9.2 HPLC Carry Over Data, 200 µL Pipette Tool

Specifications for 200 µL pipette tool Acetonaphthone

Pipette Tool	Carry Over in blank 1
200 µL	< 0.004 %

Conditions:

The highly concentrated solution of Acetonaphthone (600 µg/mL) is injected in a separate injector valve

Injection Valve: Vici Valco Cheminert C2V-2006D-CTC (0.4mm bore size)

PAL Sampe Control Method: Aspirate with Liquid Class and Inject

Parameter:

FrontVolume [µL]	5
InjectionVolume [µL]	25
CleanInjectorTime [s]	1
CleanStatorTime [s]	1

Fixed Method Parameters:

InjectionSpeed [µL/s]	10
PreInjectDelay [s]	2
PostInjDelay [s]	3
FlowRate (wash pumps) [mL/s]	0.55

Wash Solvents used for Pipette Wash Module

Solvent 1: H₂O + 10 % Acetonitrile + 0.1 % Trifluoroacetic acid

Solvent 2: Acetonitrile + 0.1 % Trifluoroacetic acid

LC Parameters:

Gradient	Isocratic 60 % A : 40 % B v/v A= H ₂ O : ACN = 90 : 10 v/v + 0.1 % TFA B= H ₂ O : ACN = 0 : 100 v/v+ 0.1 % TFA
Runtime [min]	3
Flow [mL/min]	0.5
Detection [nm]	UV 247
Flow cell	L: 60 mm, Volume: 4 µL
Column	HALO C18; 2.1 x 50 mm; 2.7 µm
ColumnTemperature [°C]	30
HPLC System	Agilent 1290 Infinity

For more information on the PAL System visit:

www.palsystem.com



PAL is a registered trademark of CTC Analytics AG, Switzerland