

User Manual

Release 1.0

PAT-Stand-4

Docking station



The information in this manual has been carefully checked and believed to be accurate; however, no responsibility is assumed for inaccuracies.

EL-CELL GmbH maintains the right to make changes without further notice to products described in this manual to improve reliability, function, or design. EL-CELL GmbH does not assume any liability arising from the use or application of this product.

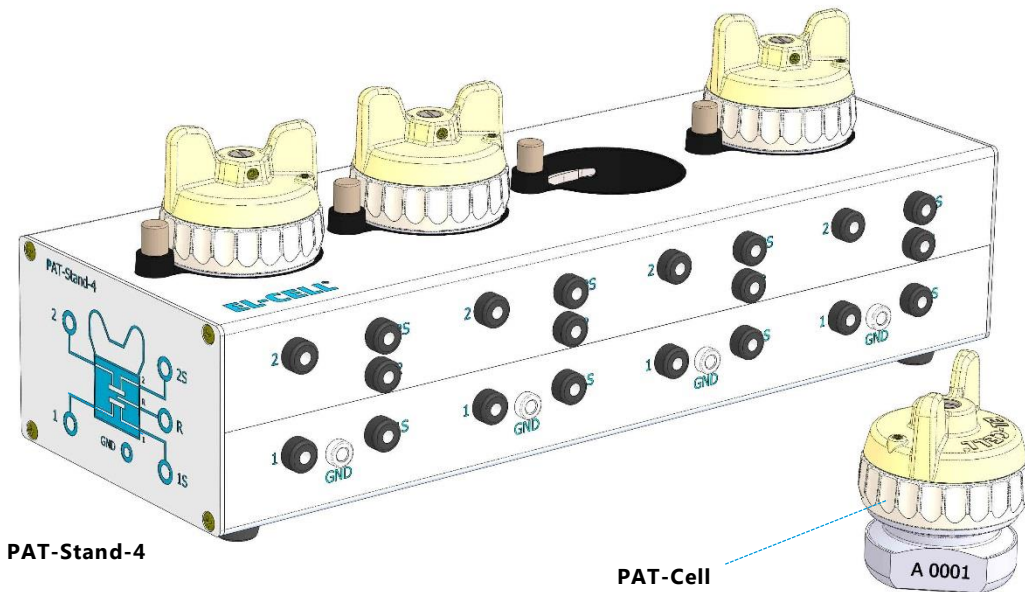
Content

1 Product Description.....	4
2 Technical Data.....	5
3 Installation.....	5
4 Cleaning.....	7
5 Unpacking.....	8
6 Spare Parts.....	8
7 Technical Support.....	9
8 Warranty.....	9

1 Product Description

The PAT-Stand-4 is a docking station for the parallel use of up to four PAT-Cells. When docked into the PAT-Stand-4, the PAT-Cells may be tested by any potentiostat or battery tester.

The PAT-Cell and the PAT-Core concept are covered in detail by other manuals (<http://el-cell.com/downloads/downloads-manuals>).



Features

- Docking station for up to four PAT-Cells, ready for connection to a potentiostat or battery tester channel.
- Compatible with all of today's potentiostats and battery testers.
- The PAT-Cells are just plugged into the PAT-Stand-4.
- Can easily be used in the glove box.
- No wiring effort, less errors, increased testing productivity.

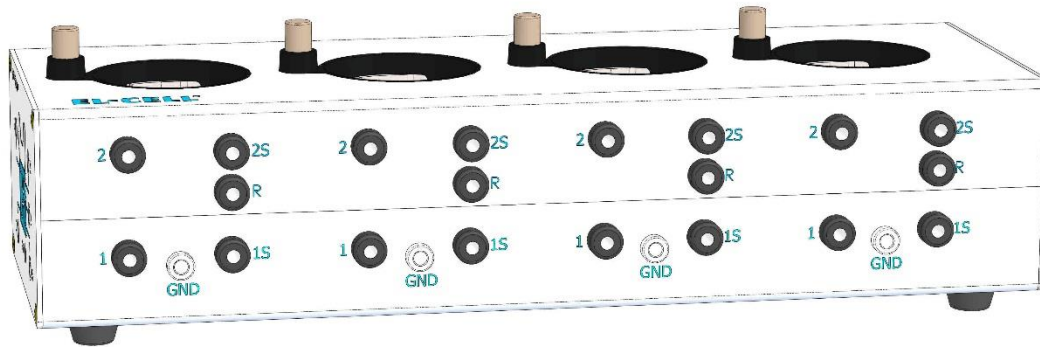
Note: The PAT-Stand-4 is exclusively designed for the use of the PAT-Cell test cell. For other test cells like the PAT-Cell-Press please consider using other docking stations that provide the required capabilities.

2 Technical Data

- Operating temperature: -20 to +70°C
- Humidity: non condensing
- Dimensions: 119 mm (width) x 301 mm (depth) x 84/114 mm (height without/ with PAT-Cells)
- Weight: 0.67/3.00 kg (without/with PAT-Cells)
- **IP-Protection Class:** EN 60529 IP20

3 Installation

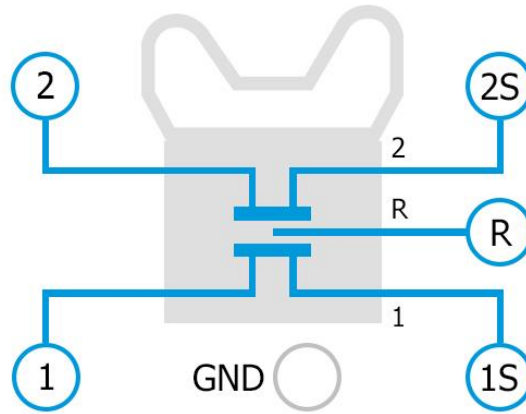
The PAT-Stand-4 should be placed on a flat, dry and clean surface, for example on a bench top, inside a temperature chamber or a glove box.



4 mm banana sockets for connection to the cell cable of a potentiostat or battery tester. Adapters for connection of 2 mm banana plugs are included.

Operation modes

Connect the cell cable of your potentiostat to the banana sockets at the front of the PAT-Stand-4. For the different operation modes, see the table below.



Operation mode 1: Cell voltage control (1 vs 2)

PAT-Stand-4	1	1S	2	2S	R
Potentiostat	WE	WE-Sense	CE	CE-Sense RE	-

Operation mode 2: Half cell voltage control (1 vs R)

PAT-Stand-4	1	1S	2	2S	R
Potentiostat	WE	WE-Sense	CE	CE-Sense	RE

Operation mode 3: Half cell voltage control (2 vs R)

PAT-Stand-4	1	1S	2	2S	R
Potentiostat	CE	CE-Sense	WE	WE-Sense	RE

The connection namings mentioned in the operation mode tables can differ from the used potentiostat. To view specific naming conventions from selected different manufacturers see the table below.

Important note: The application of our test cells is not limited to the potentiostats listed below. Our test cells can be used with all other potentiostats as well.

Cable colors and naming conventions

Exemplary potentiostat	WE	WE-Sense	CE	CE-Sense	RE
BioLogic (i.e. VSP, VMP3)	WE Red cable	Ref1 Red cable	CE Blue cable	Ref3 Blue cable	Ref2 White cable
Gamry Instruments (i.e. Reference 3000™)	Green cable	Blue cable	Red cable	Orange cable	White cable
Ivium Technologies (i.e. IviumStat)	WE1 Red cable	S White cable	CE Black cable	-	RE Blue cable
Metrohm Autolab (i.e. PGSTAT Series)	WE Red cable	S Red cable	CE Black cable	-	RE Blue cable
Princeton Applied Research (i.e. PARSTAT 2273)	Green cable	Grey cable	Red cable	-	White cable

4 Cleaning

Wipe the PAT-Stand-4 with a moist tissue. Do not use aggressive chemicals for cleaning. Protect the PAT-Stand-4 from dust and moisture.

5 Unpacking

Check the contents of the packages against the list given below to verify that you have received all of the required components. Contact EL-CELL, if anything is missing or damaged.

NOTE: Damaged shipments must remain within the original packaging for freight company inspection.

List of Components

- PAT-Stand-4 (without PAT-Cells) [ECE1-00-00110-A](#)
- 6 x adapter male 4 mm to female 2 mm [ELT9081](#)



6 Spare Parts

- Adapter male 4 mm to female 2 mm [ELT9081](#)

7 Technical Support

Technical support for this product is exclusively provided by EL-CELL GmbH.

8 Warranty

For a period of one year from the date of shipment, EL-CELL GmbH (hereinafter Seller) warrants the goods to be free from defect in material and workmanship to the original purchaser. During the warranty period, Seller agrees to repair or replace defective and/or nonconforming goods or parts without charge for material or labor, or, at the Seller's option, demand return of the goods and tender repayment of the price. Buyer's exclusive remedy is repair or replacement of defective and nonconforming goods, or, at Seller's option, the repayment of the price.

Seller excludes and disclaims any liability for lost profits, personal injury, interruption of service, or for consequential incidental or special damages arising out of, resulting from, or relating in any manner to these goods.

This Limited Warranty does not cover defects, damage, or nonconformity resulting from abuse, misuse, neglect, lack of reasonable care, modification, or the attachment of improper devices to the goods. This Limited Warranty does not cover expendable items. This warranty is void when repairs are performed by a non-authorized person or service center. At Seller's option, repairs or replacements will be made on site or at the factory. If repairs or replacements are to be made at the factory, Buyer shall return the goods prepaid and bear all the risks of loss until delivered to the factory. If Seller returns the goods, they will be delivered prepaid and Seller will bear all risks of loss until delivery to Buyer. Buyer and Seller agree that this Limited Warranty shall be governed by and construed in accordance with the laws of Germany.

The warranties contained in this agreement are in lieu of all other warranties expressed or implied, including the warranties of merchantability and fitness for a particular purpose.

This Limited Warranty supersedes all prior proposals or representations oral or written and constitutes the entire understanding regarding the warranties made by Seller to Buyer. This Limited Warranty may not be expanded or modified except in writing signed by the parties hereto.