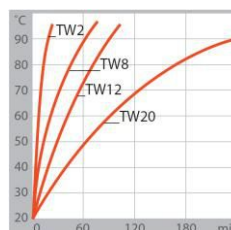


## TW 系列通用水浴槽

温度范围: +5~ +99.9 (可提供其他温度范围, 请咨询)

JULABO TW 系列通用水浴槽提供完美的使用体验, 终身免维护, 100%安全性, 是全球通用水浴槽的标杆产品。

广泛应用于政府检验机构, 企业品控及科研部门, 高校院所实验室, 医疗机构实验室等, 进行生物培养, 食药检测, 材料测试血液化验, 样品前处理等各种常规温控实验



JULABO										
					kW	WxL/D cm	L	WxLxH cm( )	Kg	
9 550 102	TW2	+5~99.9	±0.2	0.1	1.0	15X13/11	1~2	17X16X26/37	3.5	
9 550 108	TW8	+5~99.9	±0.2	0.1	2.0	23X27/14	3~8	29X32X28/44	8.5	
9 550 112	TW12	+5~99.9	±0.2	0.1	2.0	35X27/14	5~14	40X32X28/44	9.8	
9 550 120	TW20	+5~99.9	±0.2	0.1	2.0	50X30/18	8~26	56X35X32/49	14.2	



## TW 系列通用水浴槽

温度范围: +5~ +99.9 (可提供其他温度范围, 请咨询)



LED

0.1



PID

: 0.02~0.03







1 DIN12876-1

唯一








HIGH QUALITY

完美

COMFORTABLE



100% SAFE





TW2



TW20

## TW 系列通用水浴槽

温度范围：+5~ +99.9 （可提供其他温度范围，请咨询）

### JUALBO

- 该系列搅拌水浴槽具有非常好的防水和防油性能，并且在高温条件下可正常运行。
- 该系列和普通的带磁力搅拌油浴锅和磁力加热搅拌器上放置油浴锅的用法完全不同，提供了搅拌器和样品容器的直接接触，所以可以提供更高的搅拌力和搅拌转速，不会出现跳子，转不动的情况。

- JULABO
- JULABO FI



**JULABO**

**Makrolon (+80 )**

8 970 289	17 x 16 x 16 cm	TW2
8 970 286	29 x 32 x 16 cm	TW8
8 970 287	40 x 32 x 16 cm	TW12
8 970 288	56 x 35 x 17 cm	TW20



**(+100 )**

8 970 259		TW2
8 970 266		TW8
8 970 267		TW12
8 970 268		TW20




**( )**

8 970 270	190mm	TW8
8 970 271	92mm	TW8
8 970 278	92mm	TW12
8 970 272	190mm	TW20
8 970 273	115mm	TW20



**(+80 , )**  
TW2

8 970 380	for 60 test tubes	16/17 mm dia.	TW8, TW12, TW20
8 970 381	for 90 test tubes	12/13 mm dia.	TW8, TW12, TW20
8 970 382	for 90 test tubes	11/12 mm dia.	TW8, TW12, TW20
8 970 383	for 21 test tubes	30 mm dia.	TW8, TW12, TW20



**(+100 , )**

8 970 330	TW2	TW8, TW12, TW20
-----------	-----	-----------------

TW2: 1  
TW8: 2  
TW12: 3  
TW20: 4

8 970 330	for 24 test tubes	16/17 mm dia.	TW2
8 970 344	for 50 test tubes	16/17 mm dia.	TW8, TW12, TW20
8 970 345	for 90 test tubes	12/13 mm dia.	TW8, TW12, TW20
8 970 346	for 90 test tubes	11/12 mm dia.	TW8, TW12, TW20
8 970 347	for 21 test tubes	30 mm dia.	TW8, TW12, TW20



8 970 331			TW2
8 970 339	Hygiene insert, stainless steel		TW2
8 970 453	8mm		TW8, TW12, TW20
8 970 010	20 mm (1000 / )		TW2, TW8, TW12, TW20



**Aqua-Stabil**

8 940 006	6 /Pack. 100mL/
8 940 012	12 /Pack. 100mL/



8 970 415	TW8, TW12, TW20
-----------	-----------------

**9550**


	100-1500rpm			-10-60
JA1S-1	70	70mm		10-1000ml
JA1B-1	155	155mm		50-3000ml

**9550**

JA1CS-1			95	158	56mm
JA1CB-1			95	158	56mm
JA1CS-4			95	158	56mm
JA1CB-4			95	158	56mm

**9551**

	IP68			-10~100	
JA140301		120 120 mm		1-3000ml	20W
JA140201		180 180 mm		1-10000ml	40W
JA140206		245 375mm		1-3000ml	40W
JA140215		245 375 mm		1-3000ml	40W
JA140260+MixRACK		245 375 mm	60		20mm
JA140XXX					

**9551**

	IP20			
JA190100		100-1200rpm	10W	65x55x45mm
JA190200		100-1600rpm	20W	200x155x38mm
JA190400		100-2000rpm	40W	200x155x38mm

**21210**

11210-08	30kg	8	8cm	5-14cm
11210-10	50kg	9	14cm	6-24cm
11210-12	80kg	12	15cm	8-28cm
11210-15	80kg	20	20cm	8-28cm
11210-18	90kg	24	32cm	12-50cm
11210-28	8	8	-11&-13	
11210-32	7	10	-11&-13	
11210-34	16	20	-19	

