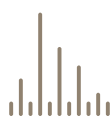


SINCE 1887

## STADI P

THE RAPID,  
COMPREHENSIVE  
MODULAR SYSTEM  
WITH UNSURPASSED  
RELIABILITY



### POWDER DIFFRACTOMETRY

- Pure  $K\alpha_1$  radiation using Fe, Co, Cu, Mo and Ag anodes
- Ultra high resolution (FWHM <math><0.03^\circ 2\theta</math>)
- Transmission-/Debye-Scherrer or Bragg-Brentano mode
- PDF calculation using Ag  $K\alpha_1$  data

YOUR PARTNER IN X-RAY DIFFRACTION

STOE & Cie GmbH | WWW.STOE.COM

# STADI P

## THE EXTREMELY VERSATILE DIFFRACTOMETER SYSTEM

### DETECTORS

State of the art detectors:  
scintillation counter, position  
sensitive wire, imaging plate  
and silicon strip detectors

### ACCESSORIES

Bespoke high/low temperature  
systems, sample changers, etc. are  
available for each geometry.

### FOCUSING MONOCHROMATORS

Pure  $K_{\alpha 1}$ -radiation using Fe, Co, Cu,  
Mo and Ag sources.



The very reliable, high-precision two circle goniometer is the basis of a whole range of x-ray powder diffraction solutions.

Vertically or horizontally mounted, the **STADI P** can be built-up in different geometries: Transmission/Debye-Scherrer, Reflection/Bragg-Brentano or both. Two **STADI P** goniometers, either in the same or different configurations, can be mounted in the same cabinet resulting in two completely independent units. Moreover, two goniometers can share one source.

The **STADI P Combi** has been designed for high-throughput and combinatorial analysis.

### STADI P

- Various state of the art detectors
- Pure  $K_{\alpha 1}$  radiation using Fe, Co, Cu, Mo and Ag sources
- The ultimate platform for laboratory PDF calculations using Ag  $K_{\alpha 1}$  data
- Transmission/Debye-Scherrer or Bragg-Brentano mode
- Ideally suited for the analysis of air/moisture sensitive and micro samples
- High and low temperature attachments

### STADI P COMBI

- 96-fold sample stage - user definable x/y grid
- Pure  $K_{\alpha 1}$  radiation using Co, Cu, Mo or Ag sources
- Transmission geometry

# WHY MEASURE POWDER IN TRANSMISSION-/ DEBYE-SCHERRER GEOMETRY?

1. Reliable intensities over the full  $2\theta$  scale
2. Real microsampling possible
3. No height displacement
4. Smallest  $2\theta$  angles possible ( $<0.2^\circ 2\theta$ )
5. Easy handling of air-/moisture sensitive or hazardous materials

Transmission Mode



Transmission Mode



STADI P Fixed Stage Horizontal Double Setup



Fixed stage in Debye-Scherrer geometry with monochromator, high temperature attachments and Imaging Plate Detector




# STADI P COMBI DIFFRACTOMETER FOR COMBINATORIAL AND HIGH-THROUGH- PUT ANALYSIS

STADI P Combi




Software STADI P Combi



Also available as **STADI MP**  
One diffractometer - three geometries

- Transmission / Debye-Scherrer, High Flux and Bragg-Brentano mode
- Geometry selection by sliding tube housing without realignment
- All geometries running with pure Co, Cu, Mo or Ag  $K\alpha_1$  radiation





### STADI P SETUP

Transmission

Debye-Scherrer

Bragg-Brentano

Combi

### SOURCES

sealed tube  
Ag, Mo, Cu, Co, Fe

sealed tube  
Ag, Mo, Cu, Co, Fe

sealed tube  
Ag, Mo, Cu, Co, Fe

sealed tube  
Ag, Mo, Cu, Co

### OPTICS

primary monochromator

primary monochromator

none,  
primary monochromator,  
secondary monochromator,  
mirrors

primary monochromator

### DETECTORS

linear wire PSD, IP-PSD,  
MYTHEN 1K

linear wire PSD, IP-PSD,  
MYTHEN 1K

linear wire PSD, MYTHEN 1K,  
point detectors

linear wire PSD, IP-PSD,  
MYTHEN 1K

Dimensions (including system cabinet, max.): 1800x880x2050mm, Weight: 740 kg

Specifications without obligation and subject to change without notice.