



## Multi-User Vacuum Systems for up to ten Users



### LABOBASE® Chemically-resistant Vacuum Systems for Multi-User

#### Technical features:

- Maintenance-free
- Silent
- More room on the laboratory bench
- Fully-automatic vacuum generation for several users
- Vacuum supply points with regulated tapping
- Simple connection to the line power (power plug) and to the pneumatic system
- Environmentally friendly
- Chemically-resistant

### Fully-automatic Base Vacuum Station

#### The concept

A fully-automatic, chemically-resistant base unit supplies vacuum for several laboratory workplaces. This reduces costs and makes more space available on the laboratory bench. The base unit switches itself off automatically when no vacuum is required.

#### The base vacuum station - compact and fully-automatic

All components of the base unit are located compactly on a base plate.

The vacuum controller of the base station regulates the vacuum pump and the coolant valve at the high-performance condenser.

#### The controller is capable of determining:

- lower threshold value (pressure in mbar), the pump switches off
- upper threshold value (pressure in mbar), the pump starts
- switch-off delay (in minutes)
- delay time of the coolant circuit (in minutes)

#### LABOBASE® base vacuum station - all components on a base plate

System, base vacuum station	Flow rate (l/min) <sup>1)</sup>	Ultimate vacuum (mbar abs)	Pneumatic connections for tube ID	Weight (kg)	Included in the system vacuum pump	Components (same for all base vacuum stations)
SBC 840	34	8	10 mm	22.6	N 840.3 FT.18	Base plate, separator, high performance condenser, vacuum controller, valves and electrical supply unit.
SBC 840.40	34	10	10 mm	22.9	N 840.3 FT.40.18 <sup>2)</sup>	
SBC 844	40	2	10 mm	23.4	N 844.3 FT.18	
SBC 844.40	40	4	10 mm	23.7	N 844.3 FT.40.18 <sup>2)</sup>	
SBC 860	60	2	10 mm	25.0	N 860.3 FTE	
SBC 860.40	60	4	10 mm	25.3	N 860.3 FT.40E <sup>2)</sup>	

<sup>1)</sup> at atm. pressure

<sup>2)</sup> Pumps for moist gases, see category 4, pages 4.0 - 4.9

#### Accessories for LABOBASE® base vacuum station

Order No.	Description	Details
045886	Gas washing bottle	0.5 liter
045075	Coolant valve	G 1/2, ID 8

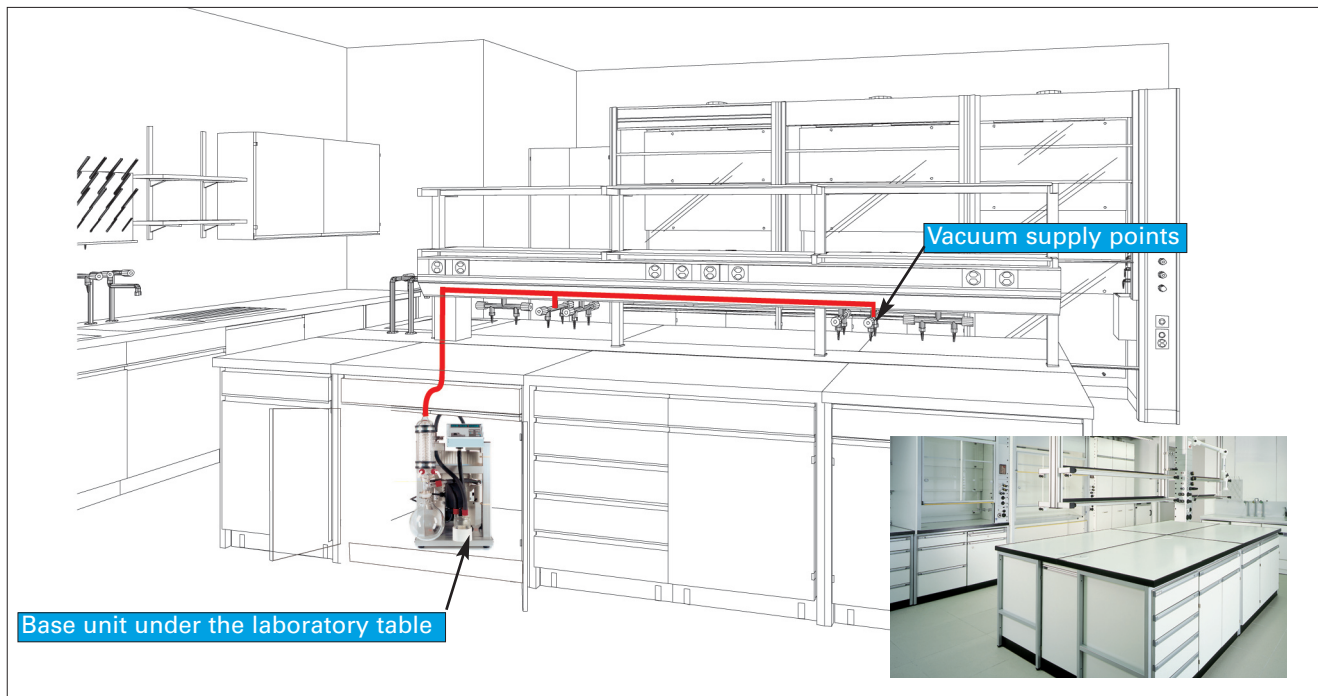
KNF reserves the right to make changes.

KNF 01/2013 Produced in Germany

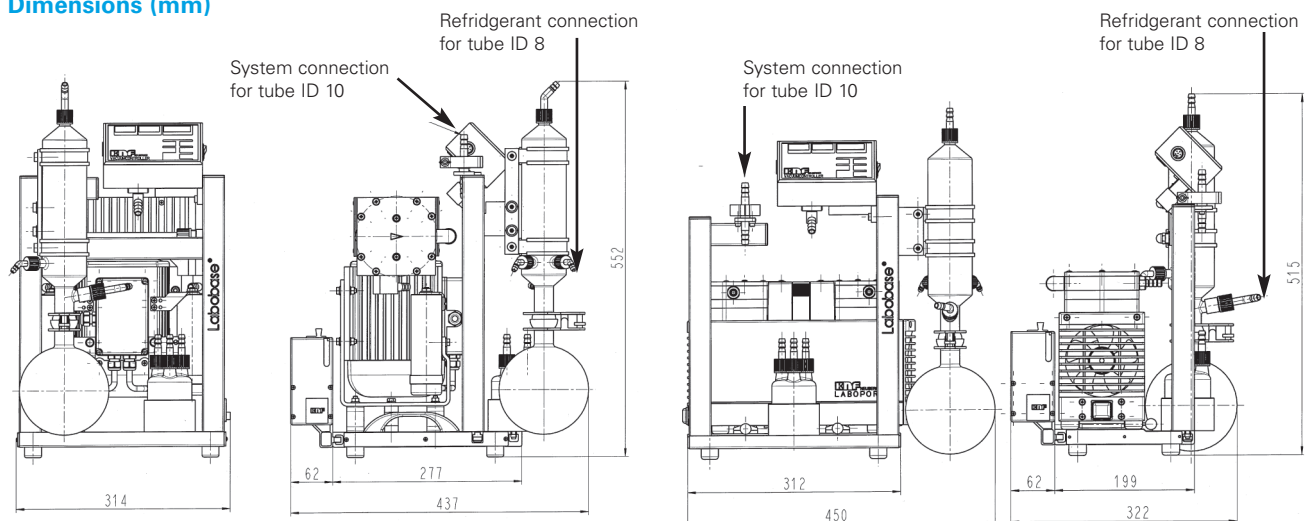


# Multi-User Vacuum Systems for up to ten Users

Easily built into laboratories



## Dimensions (mm)



**Systems SBC 860, 860.40**

**Systems SBC 840, 844, 840.40, 844.40**

## Vacuum supply points for LABOBASE® systems

Order No.	Description	Details	Picture-No. (see the next pages)
118366	non-return valve	unregulated, for safety cabinets (PE-HD)	1
118364	vacuum supply point	for safety cabinets (PPS)	2
118362	vacuum supply point	unregulated, for installation in laboratory equipment (PPS)	3
048459	mobile controller unit	for regulated vacuum supply (chemical-resistant)	4

**For more information on vacuum supply points, refer to the following pages!**

KNF Neuberger GmbH, Alter Weg 3, D-79112 Freiburg, Tel. ++49(0)7664/5909-0, Fax ++49(0)7664/5909-99, www.knf.de, E-Mail: info@knf.de

KNF reserves the right to make changes.


KNF 01/2013 Produced in Germany



# Multi-User Vacuum Systems for up to ten Users

## Vacuum Supply Points for retrofitting or planning Laboratories

Vacuum supply points ...



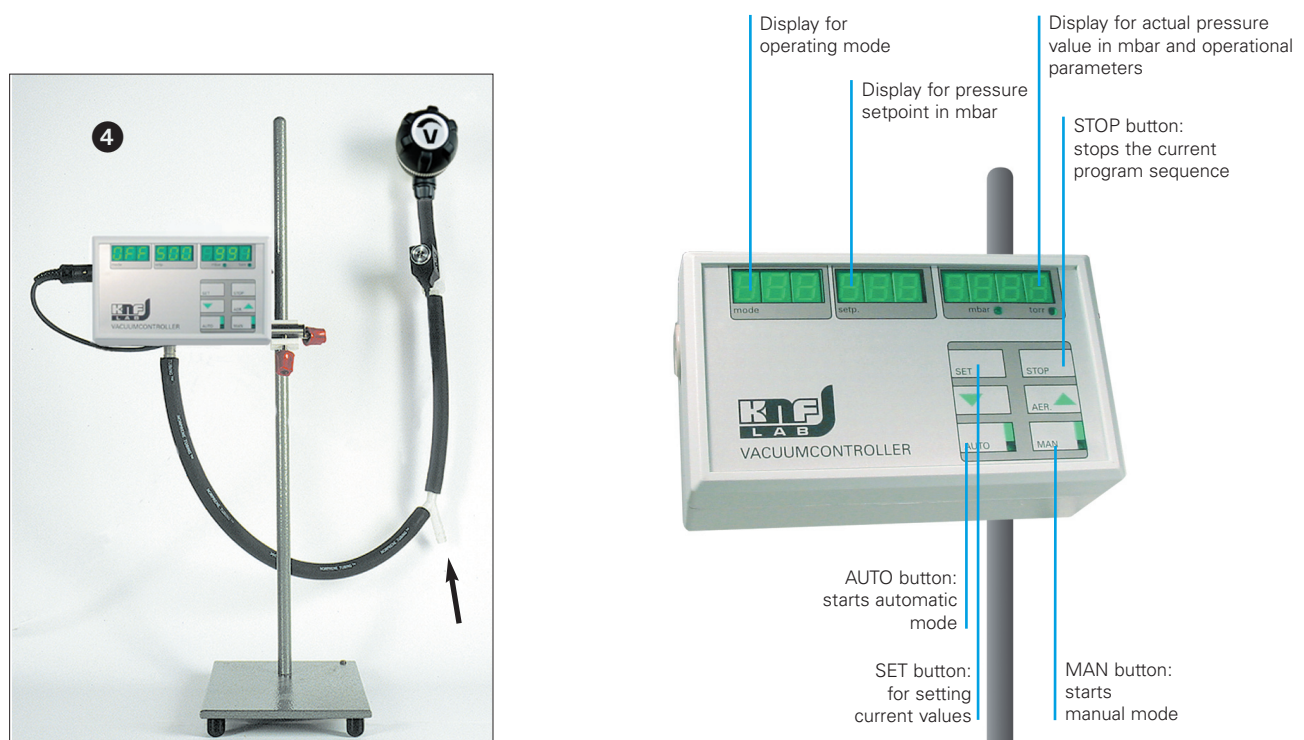
### Features of vacuum supply points:

- With integrated non-return valve
- Cleaning and service without tools
- Ergonomic
- Safety by overturn
- Modular
- Variable tubework and pipework
- High level of gas tightness the PTFE screw pipe fitting
- Chemically-resistant

### Legend

- ① + ② Supply points for safety cabinets: regulation with integrated non-return valve and the vacuum supply relating to them
- ③ Supply points for installation with integrated non-return valve
- Regulated vacuum supply point or customer-specific solutions on request

## Mobile Vacuum Controller Unit for regulated Extraction of Vacuum with high Flexibility







# Multi-User Vacuum Systems for up to ten Users

## Installation dimensions of the vacuum supply points

Straight connector G1/8 for PTFE-tube 8/10 (connector is added loose)

**Hole plattform**

**1**

**Vacuum supply point for installation in safety cabinets**

**Regulation valve**

For tube ID 10

**Hole plattform scale 2:1**

**2**

**Vacuum supply point**

**\*)**

For tube ID 10

**Hole plattform scale 2:1**

**3**

**Vacuum supply point for installation in median cover**

**\*)**

**\*)** Angle straight connector (Accessories), mounting example

**For further information, please request detailed scale drawings.**